
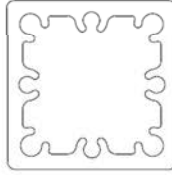


**Post Profiles & Base Plates**


*Post Profiles*




**1 5/8" Post**  
WALL THICKNESS: 0.070"  
ALLOY: 6005A-T61



**1.72" Post**  
WALL THICKNESS: 0.156"  
ALLOY: 6005A-T61




**2 1/2" Post**  
WALL THICKNESS: 0.075"  
ALLOY: 6063-T5



**3" Post**  
WALL THICKNESS: 0.125"  
ALLOY: 6061-T6511




**4" Post**  
WALL THICKNESS: 0.120"  
ALLOY: 6061-T6




**6" Post**  
WALL THICKNESS: 0.25"  
ALLOY: 6061-T6


*Base Plates*



**Base Plate for  
1/58" or 1.72" Post**  
LENGTH: 6"  
WIDTH: 4"  
HEIGHT: 1/4"  
ALLOY: 6061-T6



**Base Plate for  
1/58" or 1.72" Post**  
LENGTH: 4"  
WIDTH: 4"  
HEIGHT: 1/4" or 3/8"  
ALLOY: 6061-T6



**Base Plate for  
1/58" or 1.72" Post**  
LENGTH: 4"  
WIDTH: 4"  
HEIGHT: 1/4" or 3/8"  
ALLOY: 6061-T6