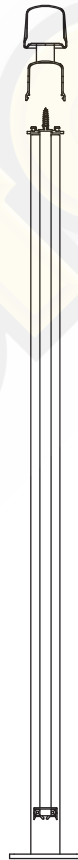
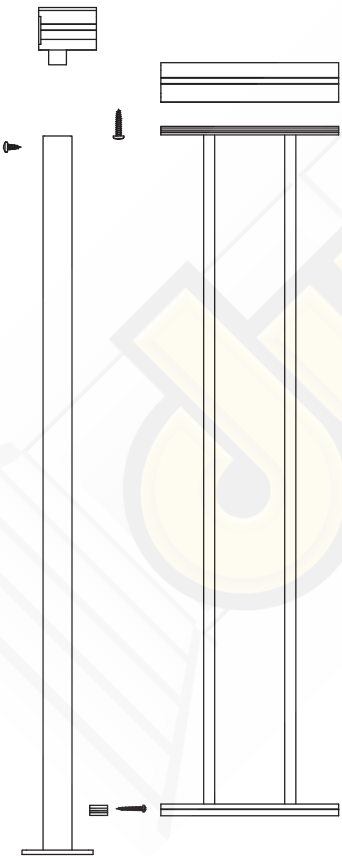
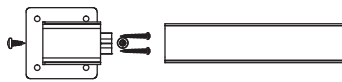




**End Post with Continuous Top Rail and Gate Kit Sleeve Detail - Welded Picket**

SEE FASTENER SHEET  
FOR FASTENER LISTINGS



**BILL OF MATERIALS**

1. Top Rail Gate Sleeve
2. Top Rail (Square or Round)
3. Welded Picket Receiver Channel
4. Post (2" or Less)
5. Picket Material (Welded to 3 & 7)
6. Receiver Clip OR Bottom Wall Mount
7. Welded Picket Bottom Rail

**WWW.DURARAIL.COM**