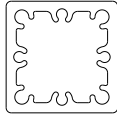





Post Profiles




1 5/8" POST
WALL THICKNESS: 0.070"
ALLOY: 6005A-T61




1.72" POST
WALL THICKNESS: 0.156"
ALLOY: 6005A-T61




2 1/2" POST
WALL THICKNESS: 0.075"
ALLOY: 6063-T5




2 1/2" POST
WALL THICKNESS: 0.160"
ALLOY: 6063-T5



3" POST
WALL THICKNESS: 0.125"
ALLOY: 6061-T6511

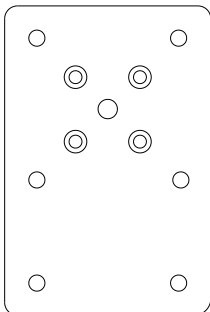


4" POST
WALL THICKNESS: 0.120"
ALLOY: 6061-T6

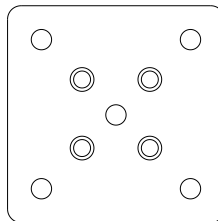


6" POST
WALL THICKNESS: 0.25"
ALLOY: 6061-T6

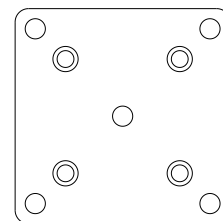
Base Plates



BASE PLATE FOR
1 5/8" OR 1.72" POST
LENGTH: 6"
WIDTH: 4"
HEIGHT: 1/4"
ALLOY: 6061-T6



BASE PLATE FOR
1 5/8" OR 1.72" POST
LENGTH: 4"
WIDTH: 4"
HEIGHT: 1/4" or 3/8"
ALLOY: 6061-T6



BASE PLATE FOR
2 1/2" POST
LENGTH: 4"
WIDTH: 4"
HEIGHT: 1/4" or 3/8"
ALLOY: 6061-T6