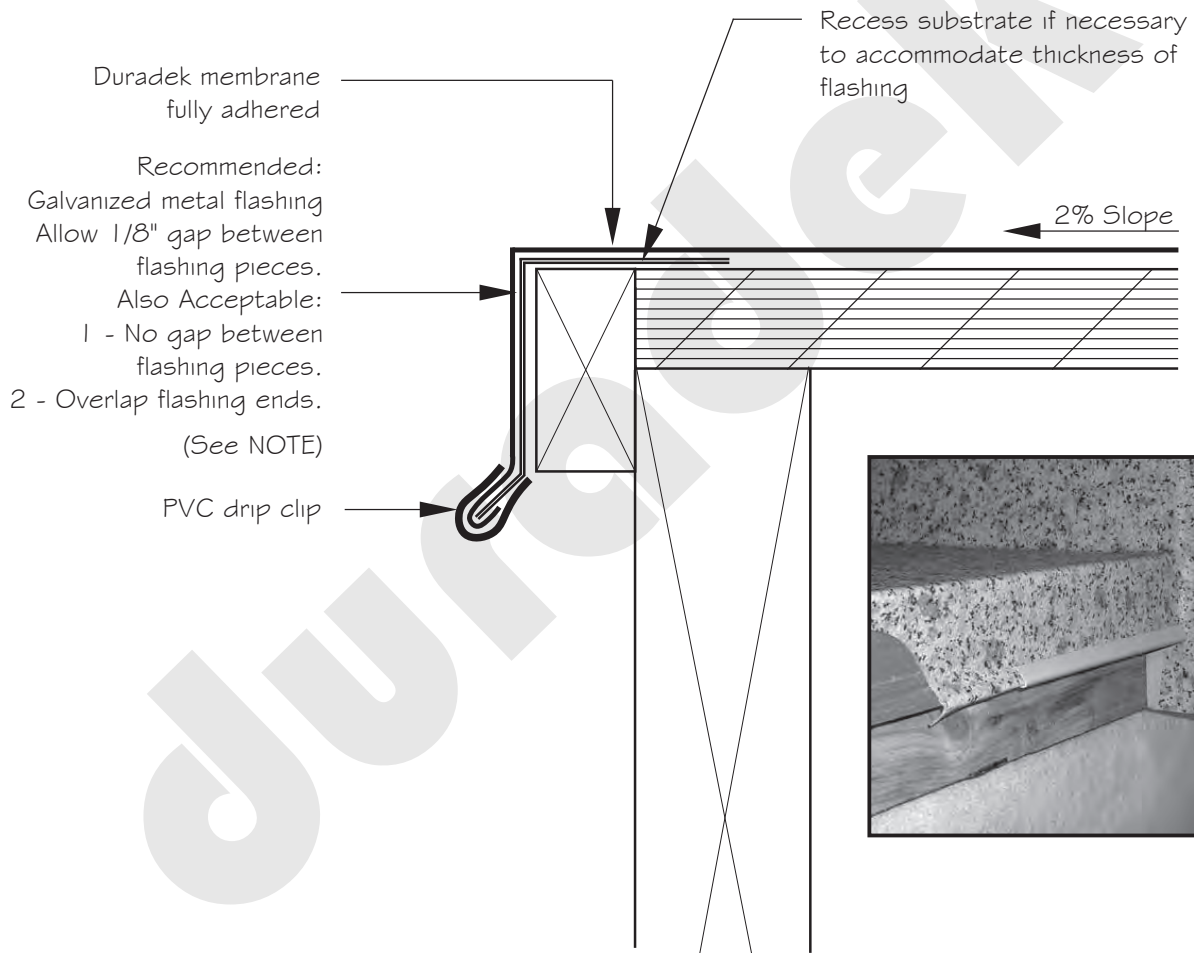


OUTSIDE PERIMETER DETAIL - PVC CLIP



NOTE:

AS A SUPPLIER OF FINISHED PRODUCT ONLY, DURADEK DOES NOT ASSUME RESPONSIBILITY FOR ERRORS IN DESIGN, ENGINEERING, OR DIMENSIONS. THE ARCHITECT, ENGINEER, SPECIFIER, CONTRACTOR OR OWNERS' REPRESENTATIVE MUST VERIFY ALL DIMENSIONS, SIZES, AND SUITABILITY OF DETAILS, AND ARE IN ACCORDANCE WITH GOVERNING BUILDING CODES.

DURADEK LTD.

CANADA
UNITED STATES

Tel: (604) 591-5594
Tel: (816) 421-5830


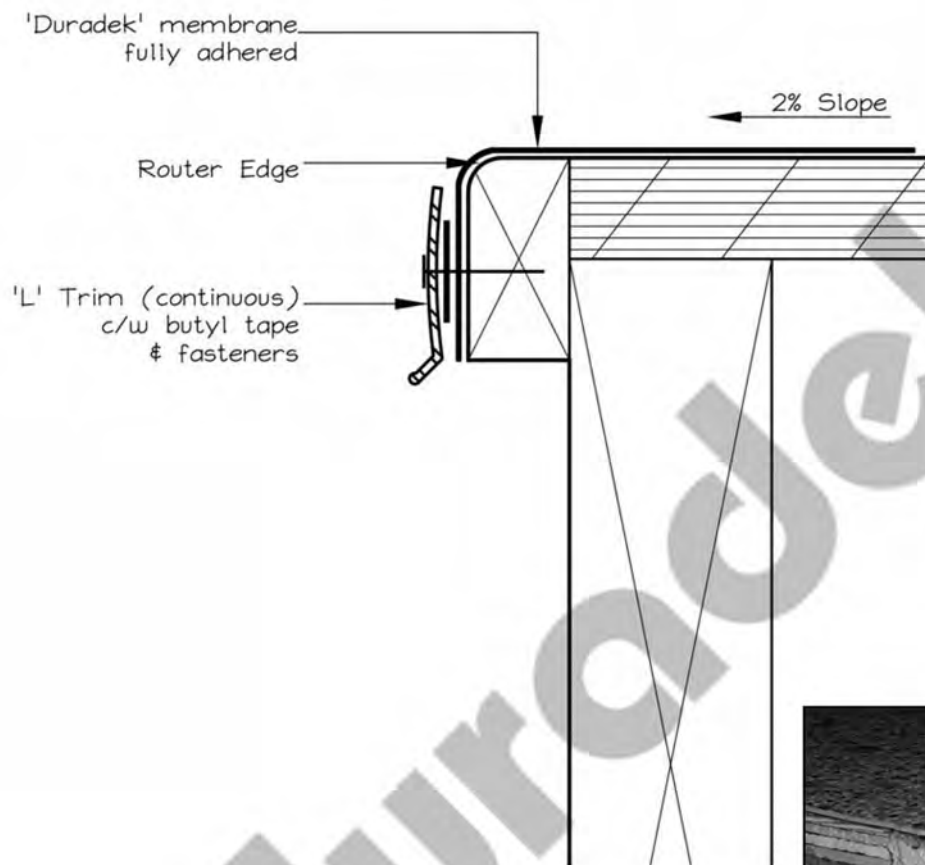
Fax: (604) 591-3100
Fax: (816) 421-2924

SYSTEM:
ALL ASSEMBLIES

DATE: 31/08/04
REV. DATE: 09/06/22

DRAWING No:
OS-01

OUTSIDE PERIMETER DETAIL - 'L' TRIM



Note: Fastener Options supplied by Duradek are Color Coated Screws or Painted Ring Shank Nails

NOTE:

AS A SUPPLIER OF FINISHED PRODUCT ONLY, DURADEK DOES NOT ASSUME RESPONSIBILITY FOR ERRORS IN DESIGN, ENGINEERING, OR DIMENSIONS. THE ARCHITECT, ENGINEER, SPECIFIER, CONTRACTOR OR OWNERS' REPRESENTATIVE MUST VERIFY ALL DIMENSIONS, SIZES, AND SUITABILITY OF DETAILS, AND ARE IN ACCORDANCE WITH GOVERNING BUILDING CODES.

DURADEK LTD.

CANADA
UNITED STATES

Bus: (604) 591-5594
Bus: (816) 421-5830


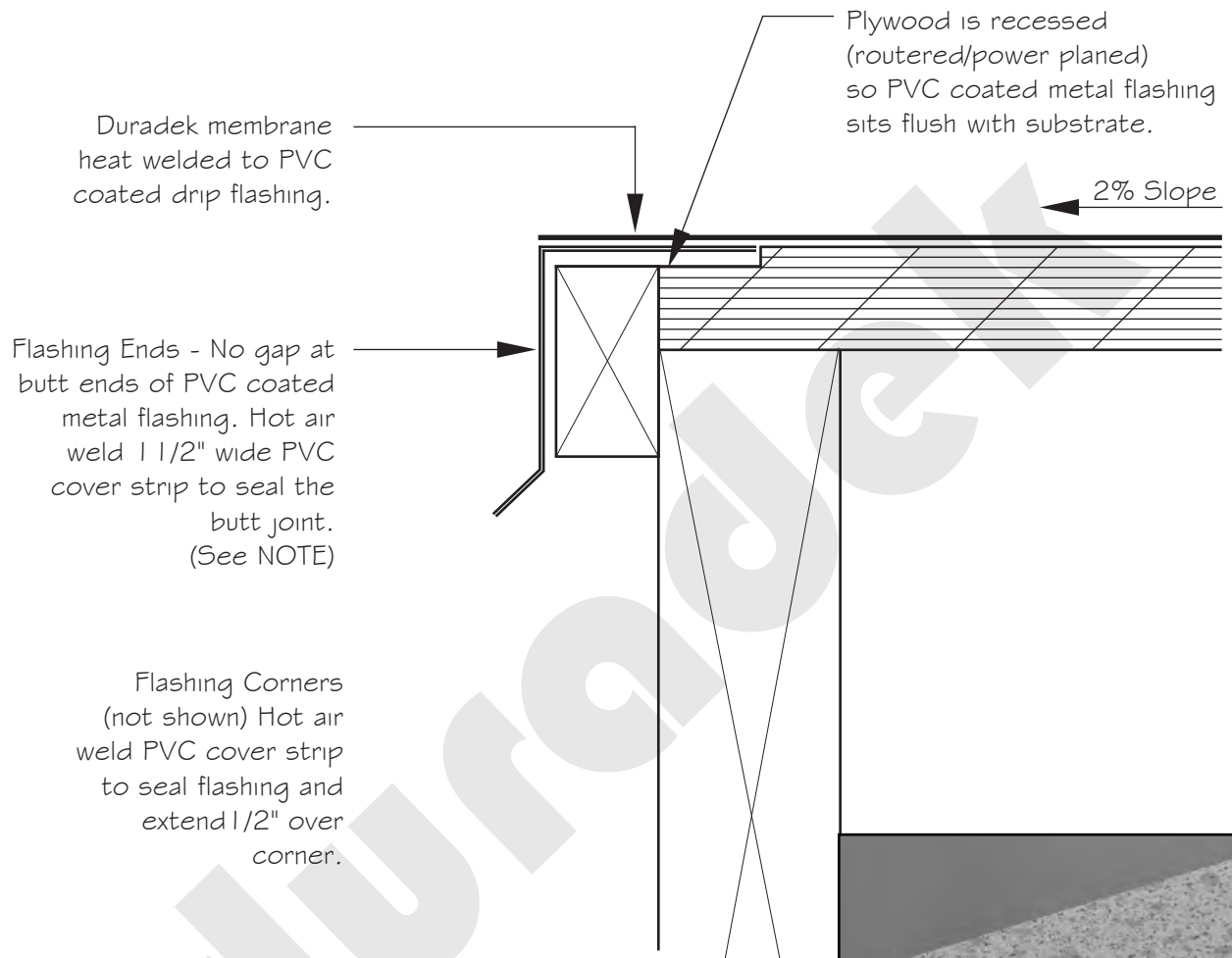
Fax: (604) 591-3100
Fax: (816) 421-2924

SYSTEM:
ALL ASSEMBLIES

DATE: 31/08/04
REV. DATE: 27/03/19

DRAWING No.:
OS-02

OUTSIDE PERIMETER DETAIL - PVC COATED METAL FLASHING **FLASHING ENDS BUTTED TOGETHER AND SEALED**



NOTE:

AS A SUPPLIER OF FINISHED PRODUCT ONLY, DURADEK DOES NOT ASSUME RESPONSIBILITY FOR ERRORS IN DESIGN, ENGINEERING, OR DIMENSIONS. THE ARCHITECT, ENGINEER, SPECIFIER, CONTRACTOR OR OWNERS' REPRESENTATIVE MUST VERIFY ALL DIMENSIONS, SIZES, AND SUITABILITY OF DETAILS, AND ARE IN ACCORDANCE WITH GOVERNING BUILDING CODES.

DURADEK LTD.

CANADA
UNITED STATES

Tel: (604) 591-5594
Tel: (816) 421-5830


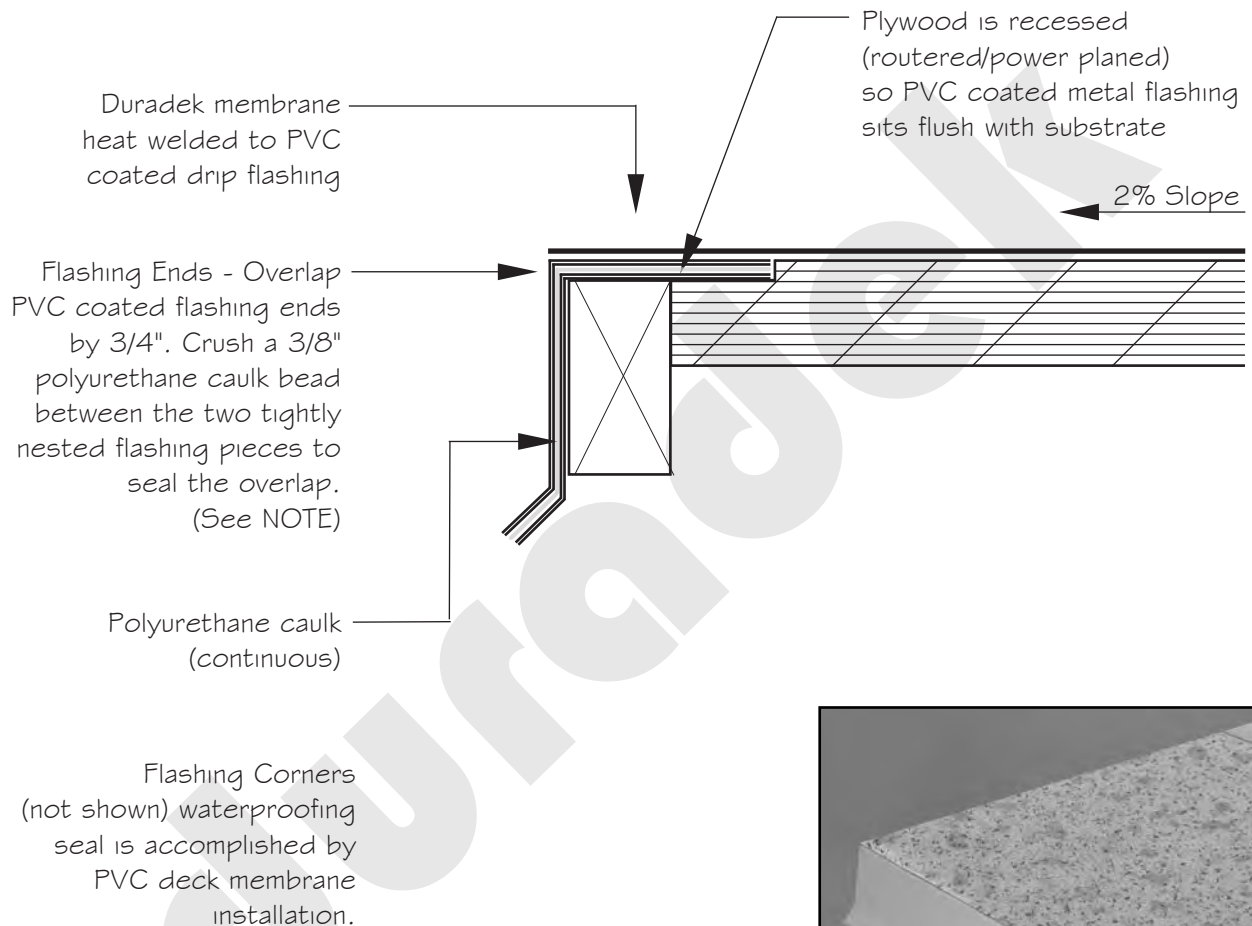
Fax: (604) 591-3100
Fax: (816) 421-2924

SYSTEM:
ALL ASSEMBLIES

DATE: 31/08/04
REV. DATE: 09/06/22

DRAWING No:
05-03

OUTSIDE PERIMETER DETAIL - PVC COATED METAL FLASHING FLASHING ENDS OVERLAPPED AND SEALED



NOTE:

AS A SUPPLIER OF FINISHED PRODUCT ONLY, DURADEK DOES NOT ASSUME RESPONSIBILITY FOR ERRORS IN DESIGN, ENGINEERING, OR DIMENSIONS. THE ARCHITECT, ENGINEER, SPECIFIER, CONTRACTOR OR OWNERS' REPRESENTATIVE MUST VERIFY ALL DIMENSIONS, SIZES, AND SUITABILITY OF DETAILS, AND ARE IN ACCORDANCE WITH GOVERNING BUILDING CODES.

DURADEK LTD.

CANADA
UNITED STATES

Tel: (604) 591-5594
Tel: (816) 421-5830

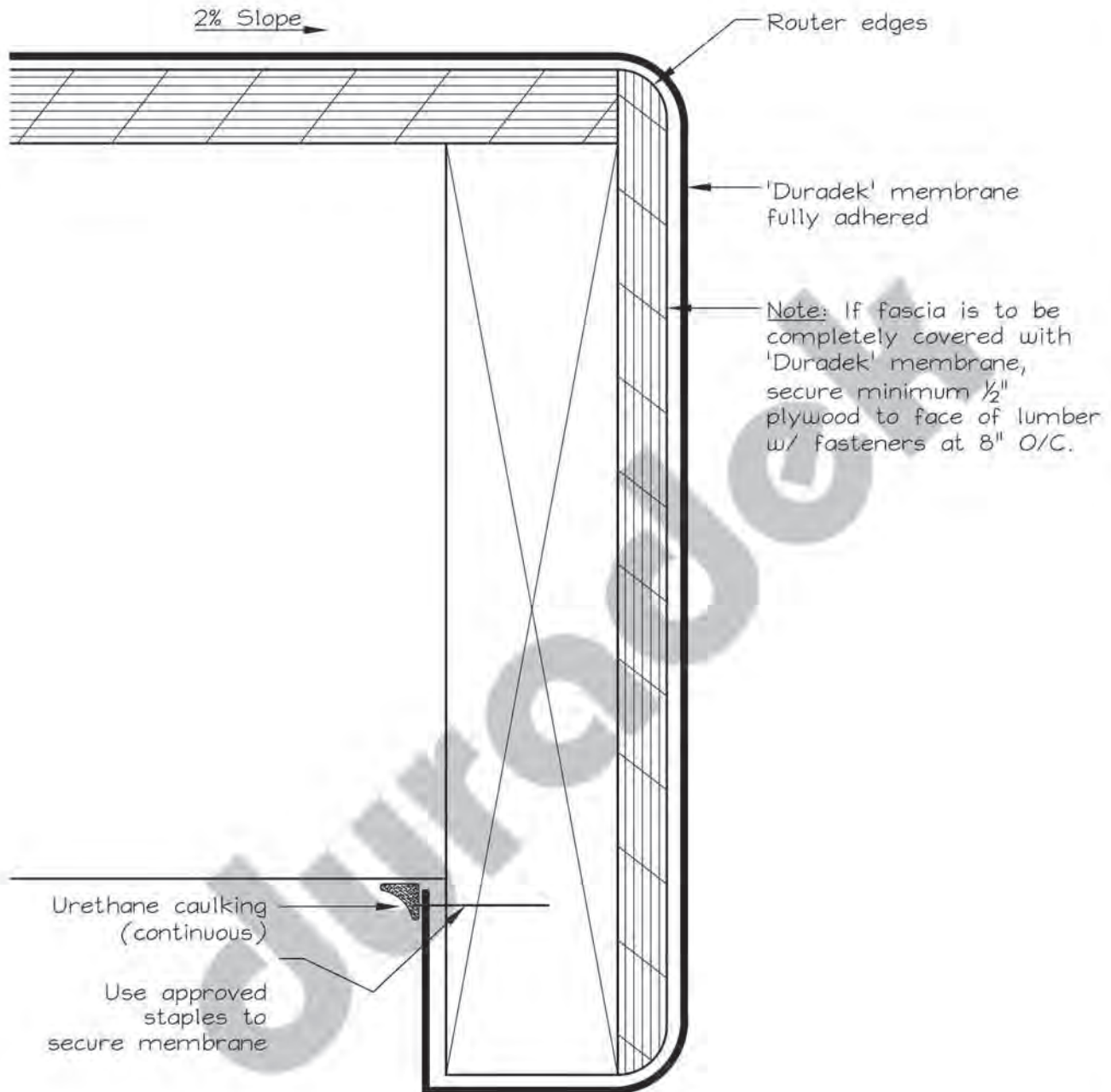
Fax: (604) 591-3100
Fax: (816) 421-2924

SYSTEM:
ALL ASSEMBLIES

DATE: 31/08/04
REV. DATE: 09/06/22

DRAWING No:
OS-04

OUTSIDE PERIMETER DETAIL- PLYWOOD FASCIA



NOTE:

AS A SUPPLIER OF FINISHED PRODUCT ONLY, DURADEK LTD. DOES NOT ASSUME RESPONSIBILITY FOR ERRORS IN DESIGN, ENGINEERING, OR DIMENSIONS. THE ARCHITECT, ENGINEER, SPECIFIER, CONTRACTOR OR OWNERS' REPRESENTATIVE MUST VERIFY ALL DIMENSIONS, SIZES & SUITABILITY OF DETAILS.

DURADEK LTD.

CANADA
UNITED STATES

Bus: (604) 591-5594
Bus: (816) 421-5830

Fax: (604) 591-3100
Fax: (816) 421-2924

SYSTEM:

ALL ASSEMBLIES

DATE:

31/08/04

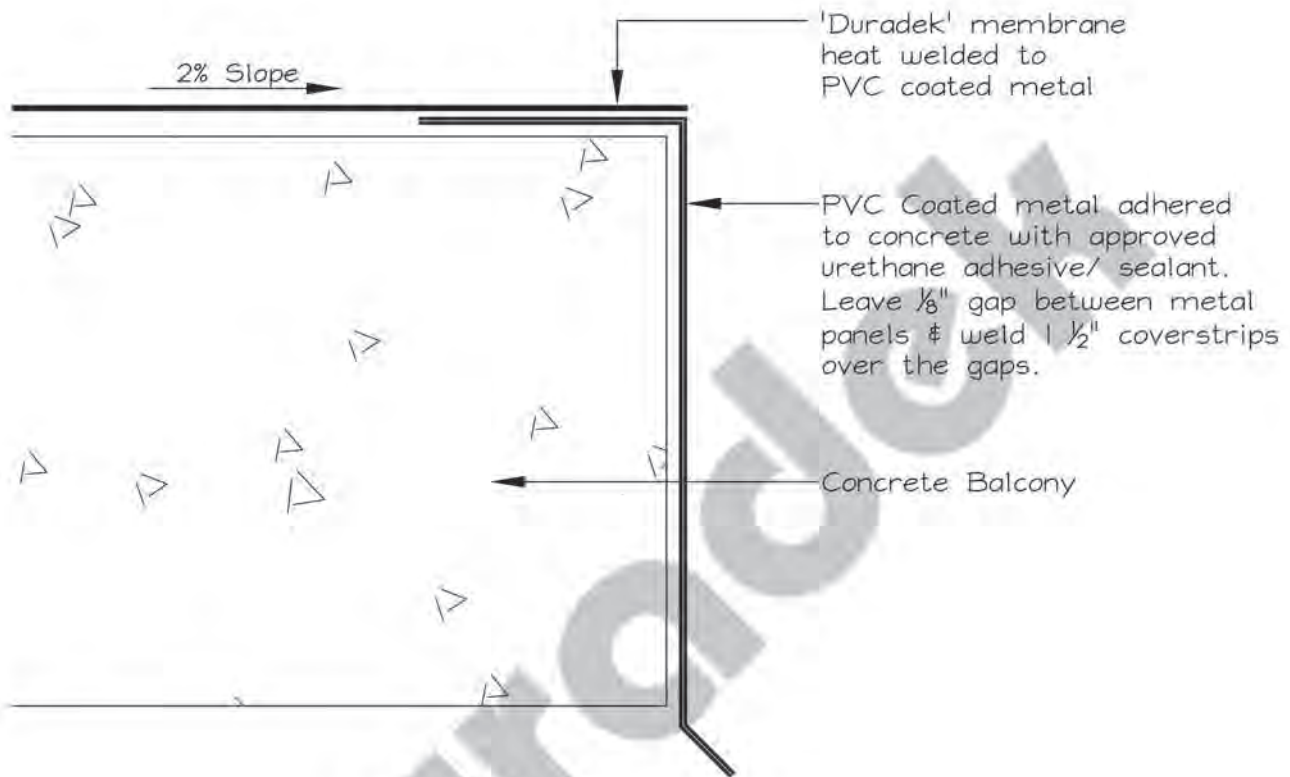
REV. DATE:

DRAWING No.:

OS-05



OUTSIDE PERIMETER DETAIL- CONCRETE FASCIA



NOTE:

AS A SUPPLIER OF FINISHED PRODUCT ONLY, DURADEK LTD. DOES NOT ASSUME RESPONSIBILITY FOR ERRORS IN DESIGN, ENGINEERING, OR DIMENSIONS. THE ARCHITECT, ENGINEER, SPECIFIER, CONTRACTOR OR OWNERS' REPRESENTATIVE MUST VERIFY ALL DIMENSIONS, SIZES & SUITABILITY OF DETAILS.

DURADEK LTD.

CANADA
UNITED STATES

Bus: (604) 591-5594
Bus: (816) 421-5830

Fax: (604) 591-3100
Fax: (816) 421-2924

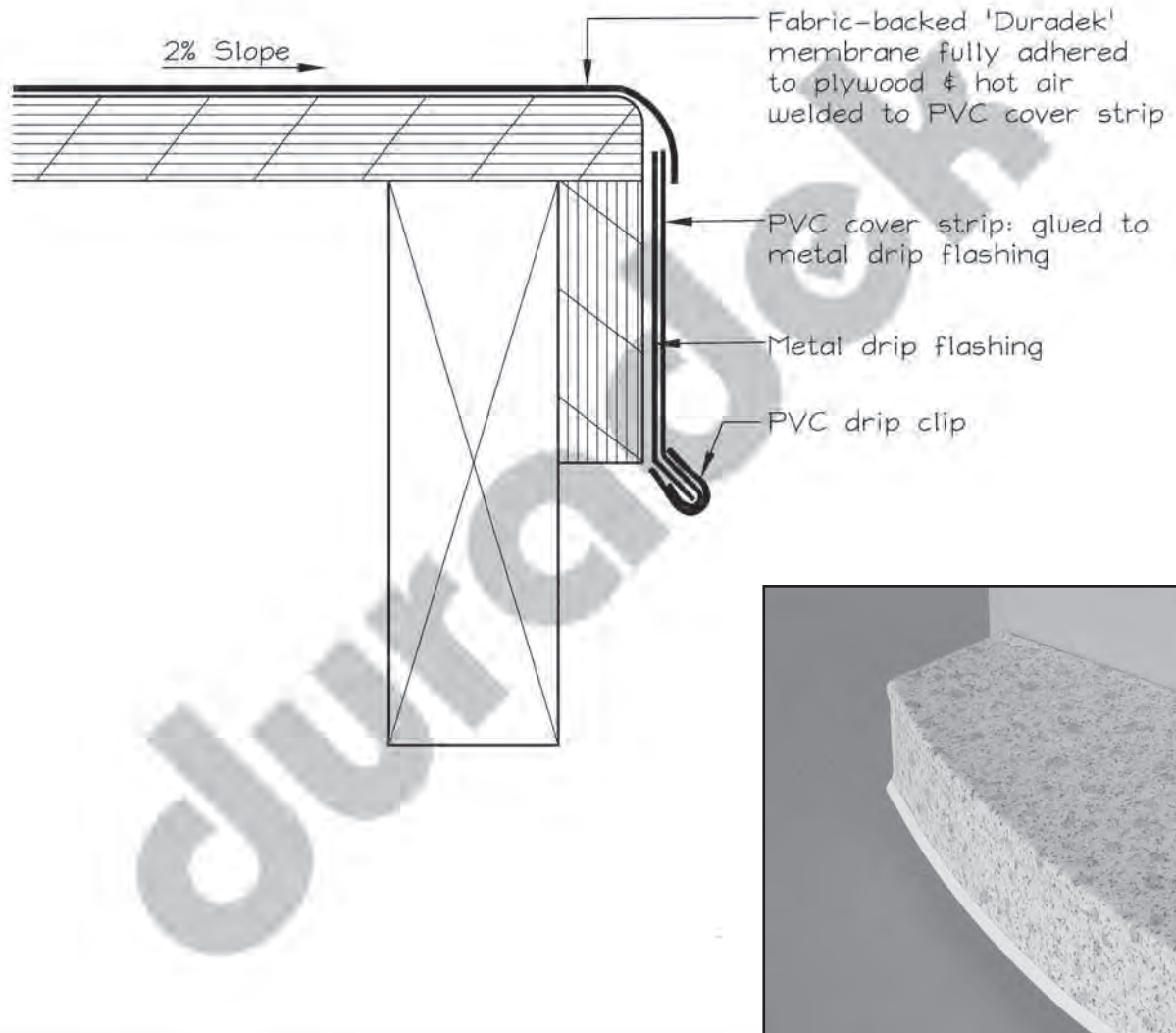
SYSTEM:
ALL ASSEMBLIES

DATE: 31/08/04
REV. DATE:

DRAWING No.:
OS-06



OUTSIDE PERIMETER DETAIL- RADIUS FASCIA



NOTE:

AS A SUPPLIER OF FINISHED PRODUCT ONLY, DURADEK LTD. DOES NOT ASSUME RESPONSIBILITY FOR ERRORS IN DESIGN, ENGINEERING, OR DIMENSIONS. THE ARCHITECT, ENGINEER, SPECIFIER, CONTRACTOR OR OWNERS' REPRESENTATIVE MUST VERIFY ALL DIMENSIONS, SIZES & SUITABILITY OF DETAILS.

DURADEK LTD.

CANADA
UNITED STATES

Bus: (604) 591-5594
Bus: (816) 421-5830

Fax: (604) 591-3100
Fax: (816) 421-2924

SYSTEM:

ALL ASSEMBLIES

DATE:

31/08/04

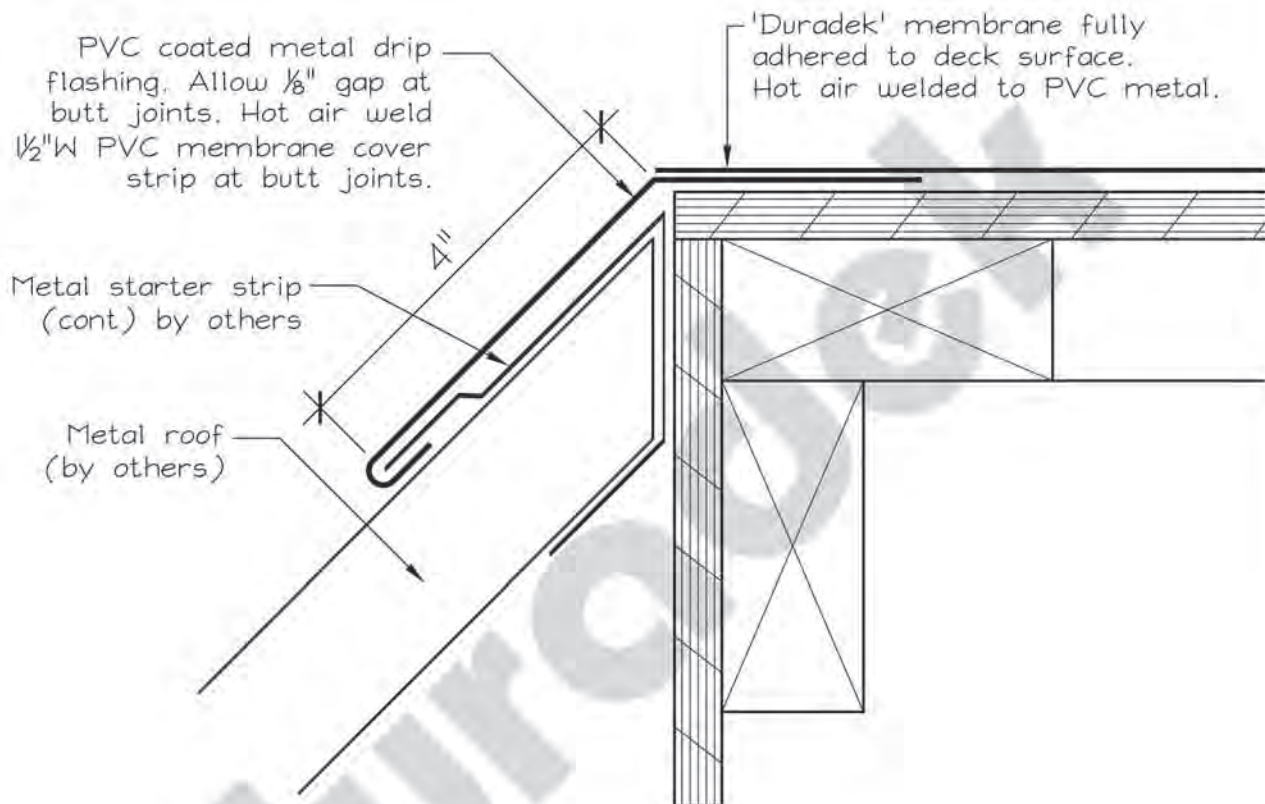
REV. DATE:

DRAWING No.:

OS-07



OUTSIDE PERIMETER DETAIL- VERGE AT STEEP ROOFING



NOTE:

AS A SUPPLIER OF FINISHED PRODUCT ONLY, DURADEK LTD. DOES NOT ASSUME RESPONSIBILITY FOR ERRORS IN DESIGN, ENGINEERING, OR DIMENSIONS. THE ARCHITECT, ENGINEER, SPECIFIER, CONTRACTOR OR OWNERS' REPRESENTATIVE MUST VERIFY ALL DIMENSIONS, SIZES & SUITABILITY OF DETAILS.

DURADEK LTD.

CANADA
UNITED STATES

Bus: (604) 591-5594
Bus: (816) 421-5830

Fax: (604) 591-3100
Fax: (816) 421-2924


SYSTEM:
ALL ASSEMBLIES

DATE: **31/08/04**
REV. DATE:

DRAWING No.:
OS-08



OUTSIDE PERIMETER DETAIL - DECK/ WALL SHEATHING INTERSECTION



NOTE: Sheathing paper (M.B.) to overlap PVC membrane 2" min. creating a positive overlap.



NOTE:

AS A SUPPLIER OF FINISHED PRODUCT ONLY, DURADEK LTD. DOES NOT ASSUME RESPONSIBILITY FOR ERRORS IN DESIGN, ENGINEERING, OR DIMENSIONS. THE ARCHITECT, ENGINEER, SPECIFIER, CONTRACTOR OR OWNERS' REPRESENTATIVE MUST VERIFY ALL DIMENSIONS, SIZES & SUITABILITY OF DETAILS.

DURADEK LTD.

CANADA
UNITED STATES

Bus: (604) 591-5594
Bus: (816) 421-5830

Fax: (604) 591-3100
Fax: (816) 421-2924

SYSTEM:
ALL ASSEMBLIES

DATE: **31/08/04**
REV. DATE: **22/05/12**

DRAWING No.:
OS-09



OUTSIDE PERIMETER DETAIL- WATER DIVERTERS (OPTIONAL)

NOTE: See our Water Diverter Technical Bulletin #121 for more information



CORNER DIVERTER



RETURN DIVERTER



MID SPAN DIVERTER

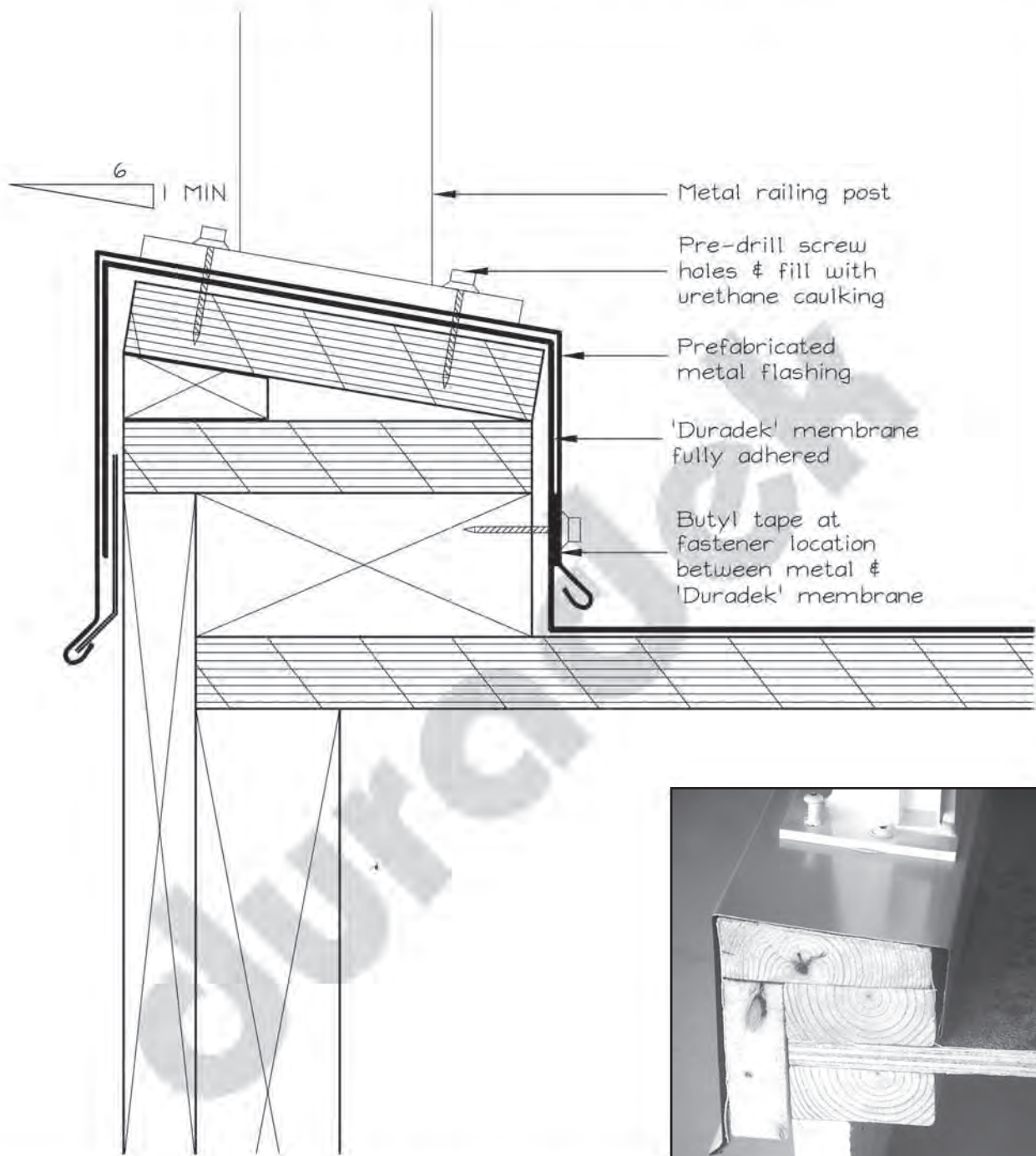
SYSTEM:
ALL ASSEMBLIES

DATE: **31/08/04**
REV. DATE:

DRAWING No.:
OS-10



OUTSIDE PERIMETER DETAIL- WOOD CURB



NOTE:

AS A SUPPLIER OF FINISHED PRODUCT ONLY, DURADEK LTD. DOES NOT ASSUME RESPONSIBILITY FOR ERRORS IN DESIGN, ENGINEERING, OR DIMENSIONS. THE ARCHITECT, ENGINEER, SPECIFIER, CONTRACTOR OR OWNERS' REPRESENTATIVE MUST VERIFY ALL DIMENSIONS, SIZES & SUITABILITY OF DETAILS.

DURADEK LTD.

CANADA
UNITED STATES

Bus: (604) 591-5594
Bus: (816) 421-5830

Fax: (604) 591-3100
Fax: (816) 421-2924

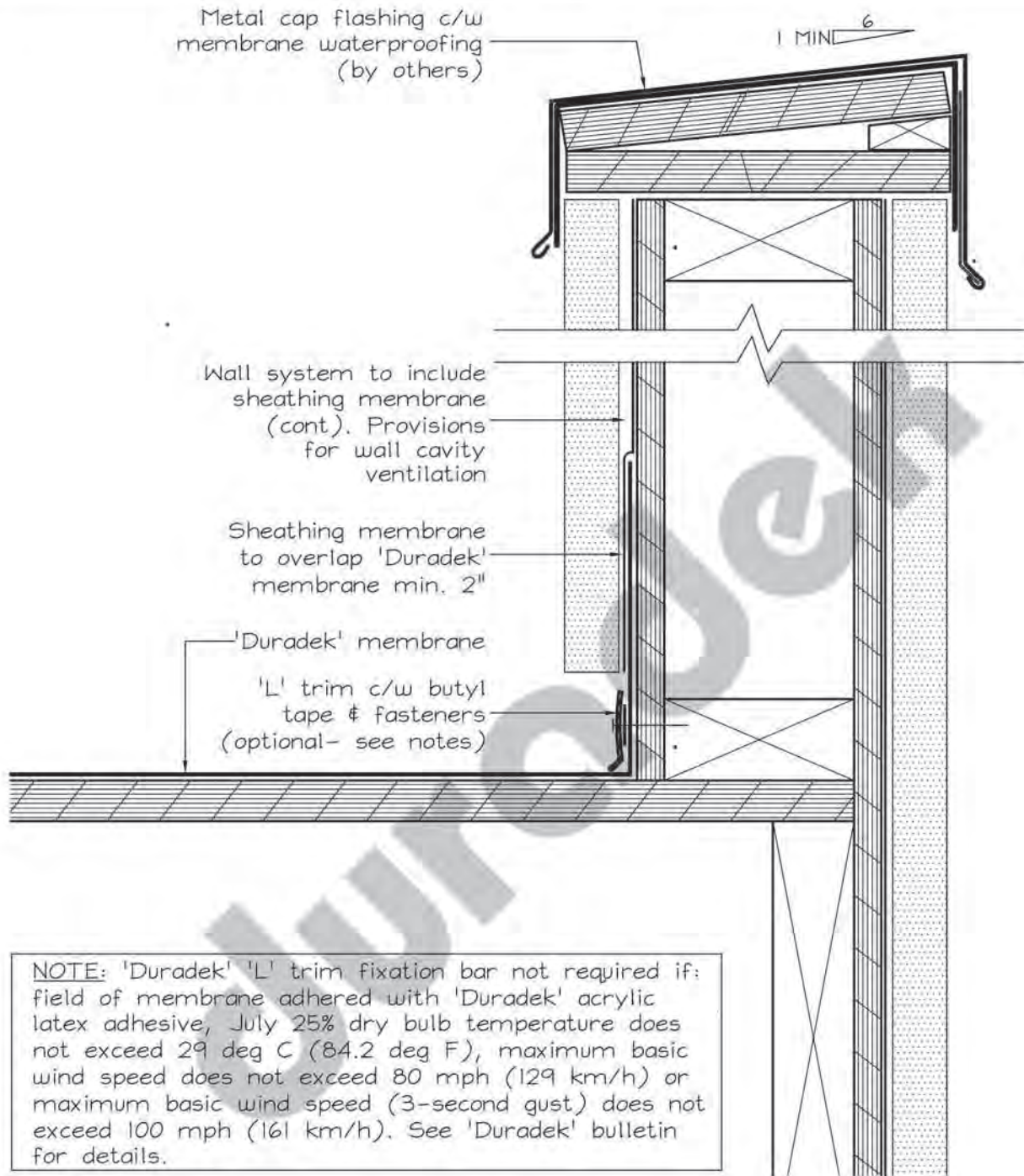
SYSTEM:
ALL ASSEMBLIES

DATE: **31/08/04**
REV. DATE:

DRAWING No.:
OS-11



OUTSIDE PERIMETER DETAIL- FREE STANDING WALL



NOTE:

AS A SUPPLIER OF FINISHED PRODUCT ONLY, DURADEK LTD. DOES NOT ASSUME RESPONSIBILITY FOR ERRORS IN DESIGN, ENGINEERING, OR DIMENSIONS. THE ARCHITECT, ENGINEER, SPECIFIER, CONTRACTOR OR OWNERS' REPRESENTATIVE MUST VERIFY ALL DIMENSIONS, SIZES & SUITABILITY OF DETAILS.

DURADEK LTD.

CANADA
UNITED STATES

Bus: (604) 591-5594
Bus: (816) 421-5830

Fax: (604) 591-3100
Fax: (816) 421-2924

SYSTEM:

ALL ASSEMBLIES

DATE:

31/08/04

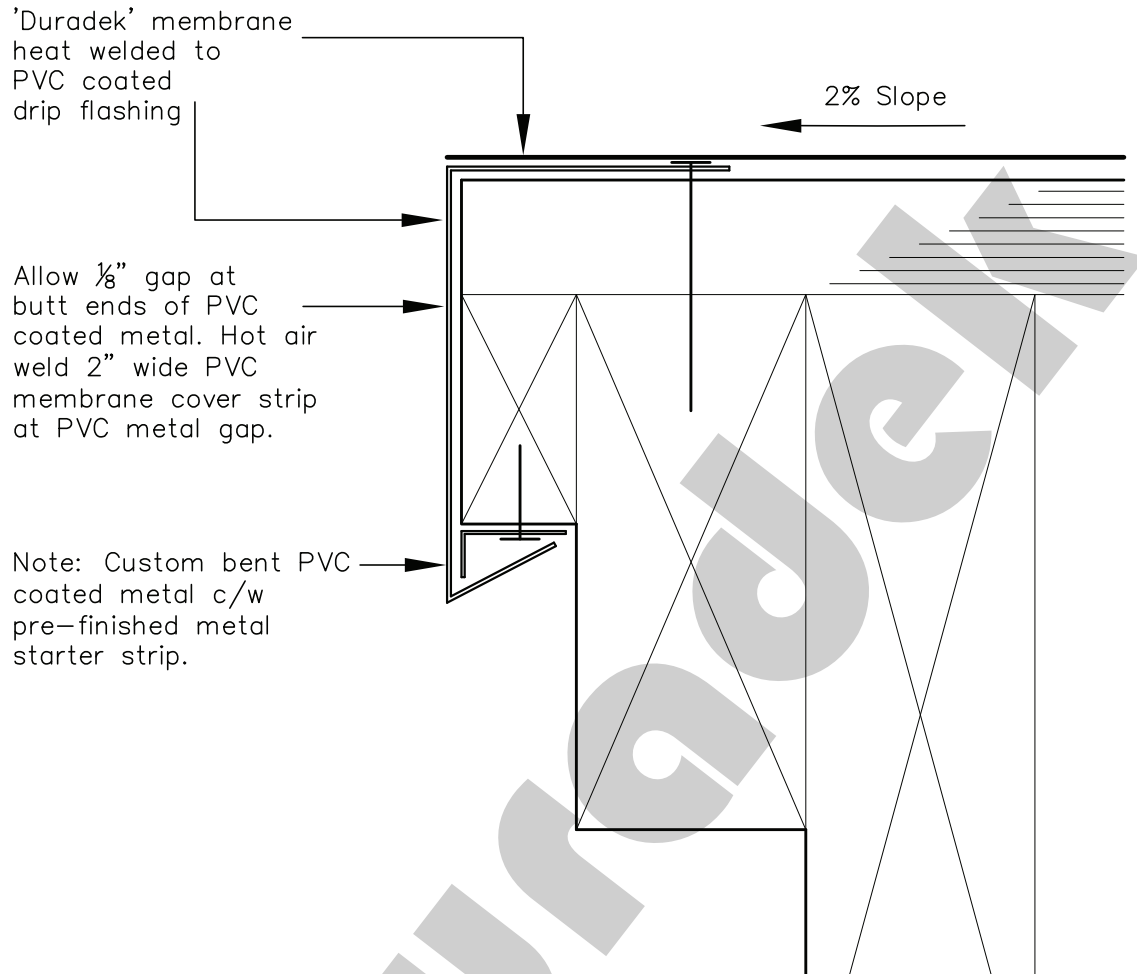
REV. DATE:

DRAWING No.:

OS-12



OUTSIDE PERIMETER DETAIL- CANTILEVERED FASCIA



NOTE:

AS A SUPPLIER OF FINISHED PRODUCT ONLY, DURADEK LTD. DOES NOT ASSUME RESPONSIBILITY FOR ERRORS IN DESIGN, ENGINEERING, OR DIMENSIONS. THE ARCHITECT, ENGINEER, SPECIFIER, CONTRACTOR OR OWNERS' REPRESENTATIVE MUST VERIFY ALL DIMENSIONS, SIZES & SUITABILITY OF DETAILS.

DURADEK LTD.

CANADA
UNITED STATES

Bus: (604) 591-5594
Bus: (816) 421-5830

Fax: (604) 591-3100
Fax: (816) 421-2924

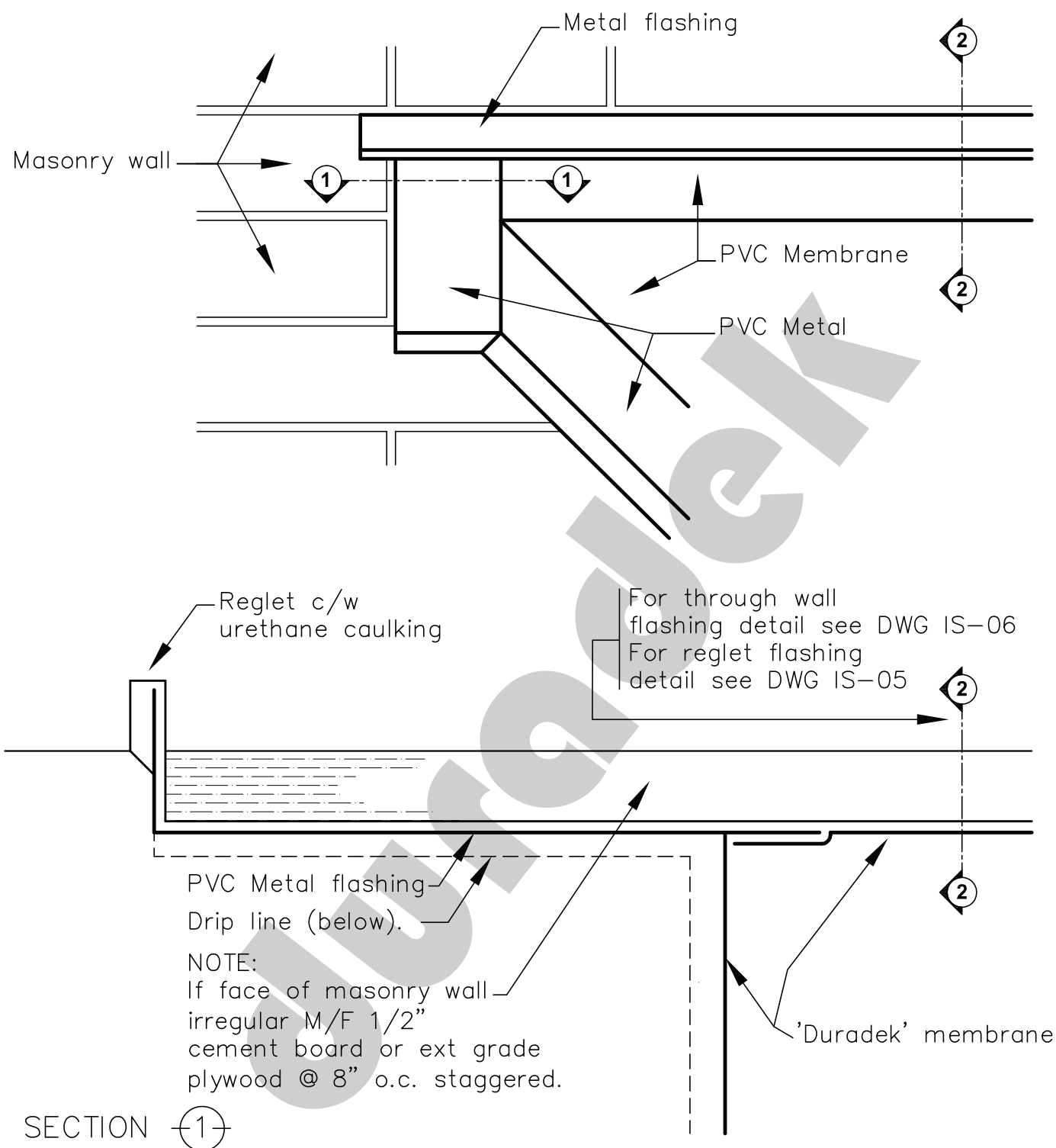
SYSTEM:
ALL ASSEMBLIES

DATE: 22/05/12
REV. DATE:

DRAWING No.:
OS-13



OUTSIDE PERIMETER DETAIL - DECK/MASONRY WALL INTERSECTION



NOTE:

AS A SUPPLIER OF FINISHED PRODUCT ONLY, DURADEK LTD. DOES NOT ASSUME RESPONSIBILITY FOR ERRORS IN DESIGN, ENGINEERING, OR DIMENSIONS. THE ARCHITECT, ENGINEER, SPECIFIER, CONTRACTOR OR OWNERS' REPRESENTATIVE MUST VERIFY ALL DIMENSIONS, SIZES & SUITABILITY OF DETAILS.

DURADEK LTD.

CANADA
UNITED STATES

Bus: (604) 591-5594
Bus: (816) 421-5830

Fax: (604) 591-3100
Fax: (816) 421-2924

SYSTEM:
ALL ASSEMBLIES

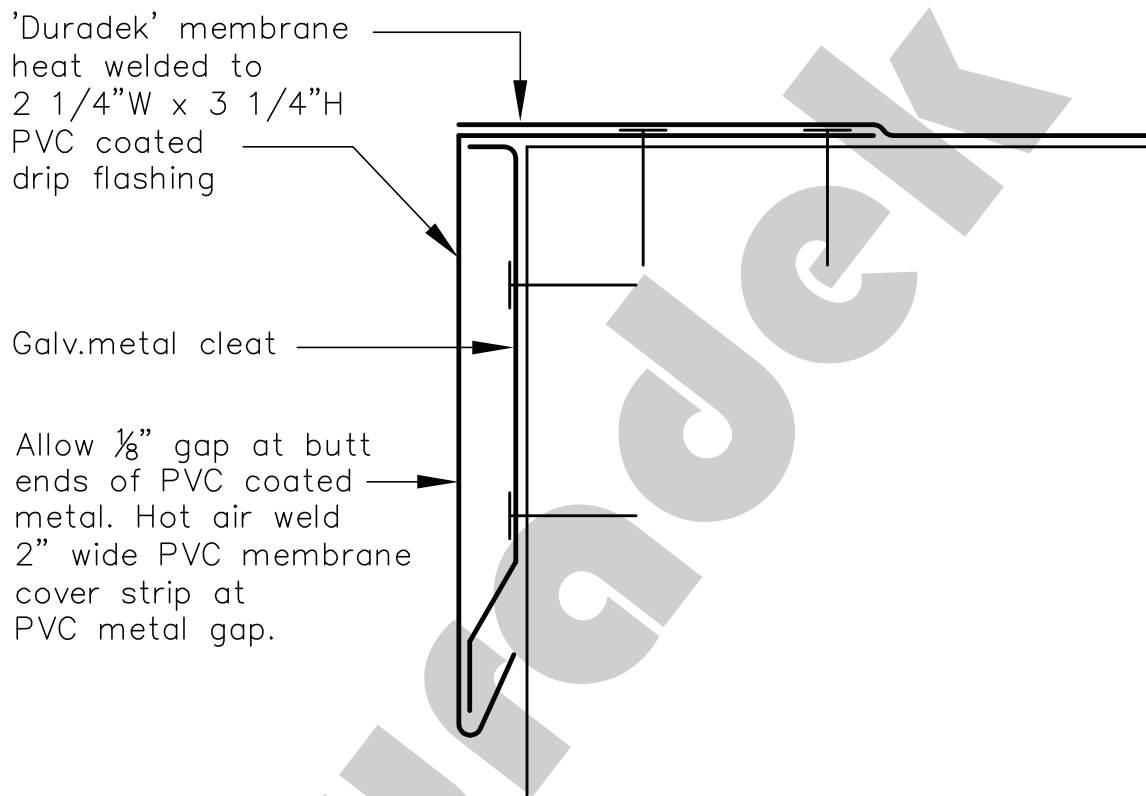
DATE: 22/05/12
REV. DATE:

DRAWING No.:
OS-14



OUTSIDE PERIMETER DETAIL- ANSI/SPRI ES-1 DESIGN

PVC metal drip edge. high wind areas
(meets ANSI/SPRI ES-1 wind design standards for
edge systems used with low slope roof systems).



NOTE: Building envelope components & systems to resist
structural loads as required by governing building code.
Building design & structural load requirements determined by others.
Shop drawings available – upon request.

NOTE:

AS A SUPPLIER OF FINISHED PRODUCT ONLY, DURADEK LTD. DOES NOT ASSUME RESPONSIBILITY FOR
ERRORS IN DESIGN, ENGINEERING, OR DIMENSIONS. THE ARCHITECT, ENGINEER, SPECIFIER, CONTRACTOR
OR OWNERS' REPRESENTATIVE MUST VERIFY ALL DIMENSIONS, SIZES & SUITABILITY OF DETAILS.

DURADEK LTD.

CANADA
UNITED STATES

Bus: (604) 591-5594
Bus: (816) 421-5830

Fax: (604) 591-3100
Fax: (816) 421-2924

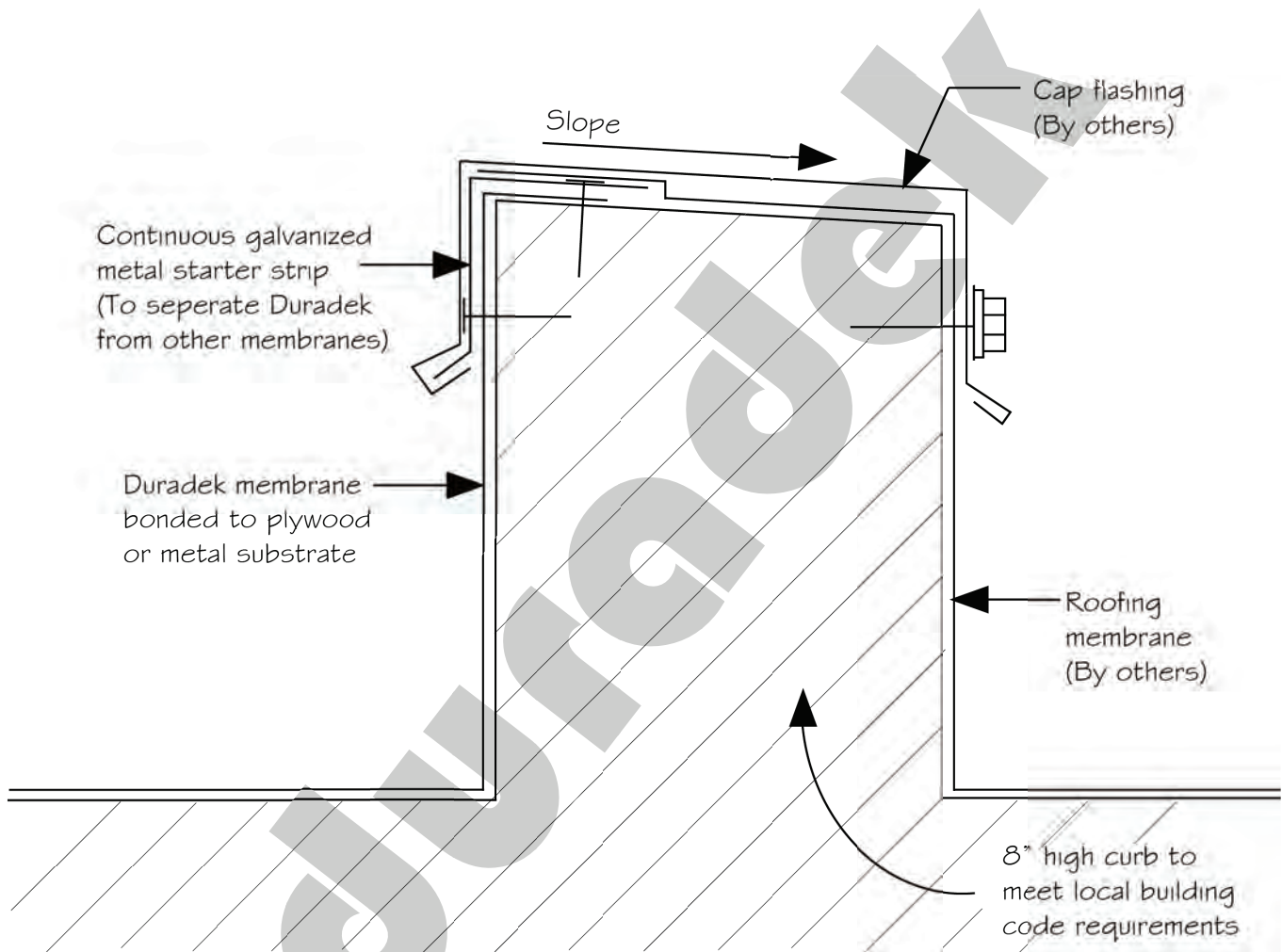
SYSTEM:
ALL ASSEMBLIES

DATE: 22/05/12
REV. DATE:

DRAWING No.:
OS-15



CURB DETAIL - TIE-IN TO ROOFING MEMBRANE



NOTE:

AS A SUPPLIER OF FINISHED PRODUCT ONLY, DURADEK LTD. DOES NOT ASSUME RESPONSIBILITY FOR ERRORS IN DESIGN, ENGINEERING, OR DIMENSIONS. THE ARCHITECT, ENGINEER, SPECIFIER, CONTRACTOR OR OWNERS' REPRESENTATIVE MUST VERIFY ALL DIMENSIONS, SIZES & SUITABILITY OF DETAILS.

DURADEK LTD.

CANADA
UNITED STATES

Bus: (604) 591-5594
Bus: (816) 421-5830

Fax: (604) 591-3100
Fax: (816) 421-2924

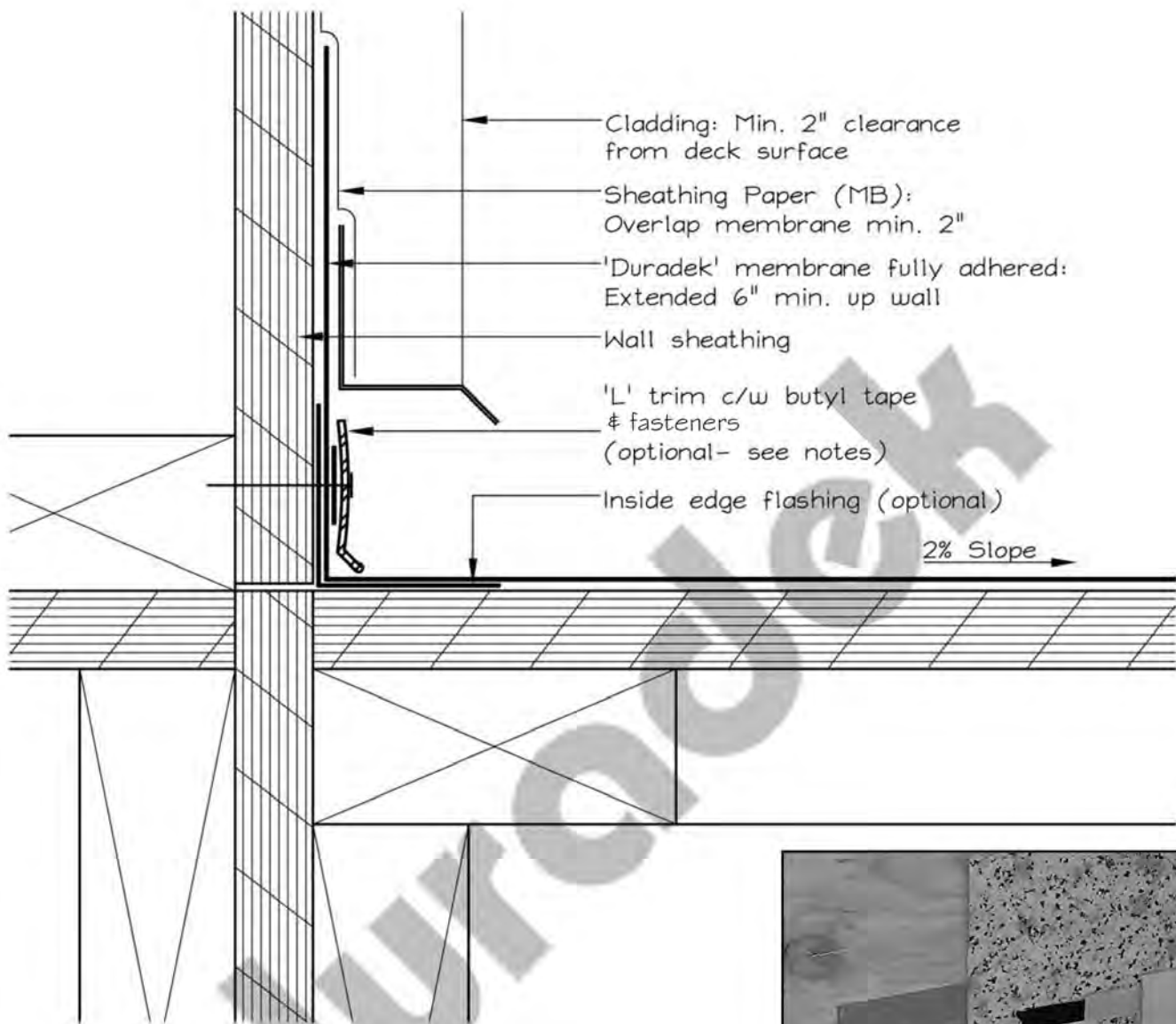
SYSTEM:
ALL ASSEMBLIES

DATE:
REV. DATE:

31/01/19


DRAWING No.:
OS-16

INSIDE PERIMETER DETAIL - 'L' TRIM



Note: Urethane caulking trowelled into corner not required if the July 25% dry bulb temperature does not exceed 29° C (84.2° F)

Fastener Options supplied by Duradek are
Color Coated Screws or Painted Ring Shank Nails



NOTE:

AS A SUPPLIER OF FINISHED PRODUCT ONLY, DURADEK DOES NOT ASSUME RESPONSIBILITY FOR ERRORS IN DESIGN, ENGINEERING, OR DIMENSIONS. THE ARCHITECT, ENGINEER, SPECIFIER, CONTRACTOR OR OWNERS' REPRESENTATIVE MUST VERIFY ALL DIMENSIONS, SIZES, AND SUITABILITY OF DETAILS, AND ARE IN ACCORDANCE WITH GOVERNING BUILDING CODES.

DURADEK LTD.

CANADA
UNITED STATES

Bus: (604) 591-5594
Bus: (816) 421-5830

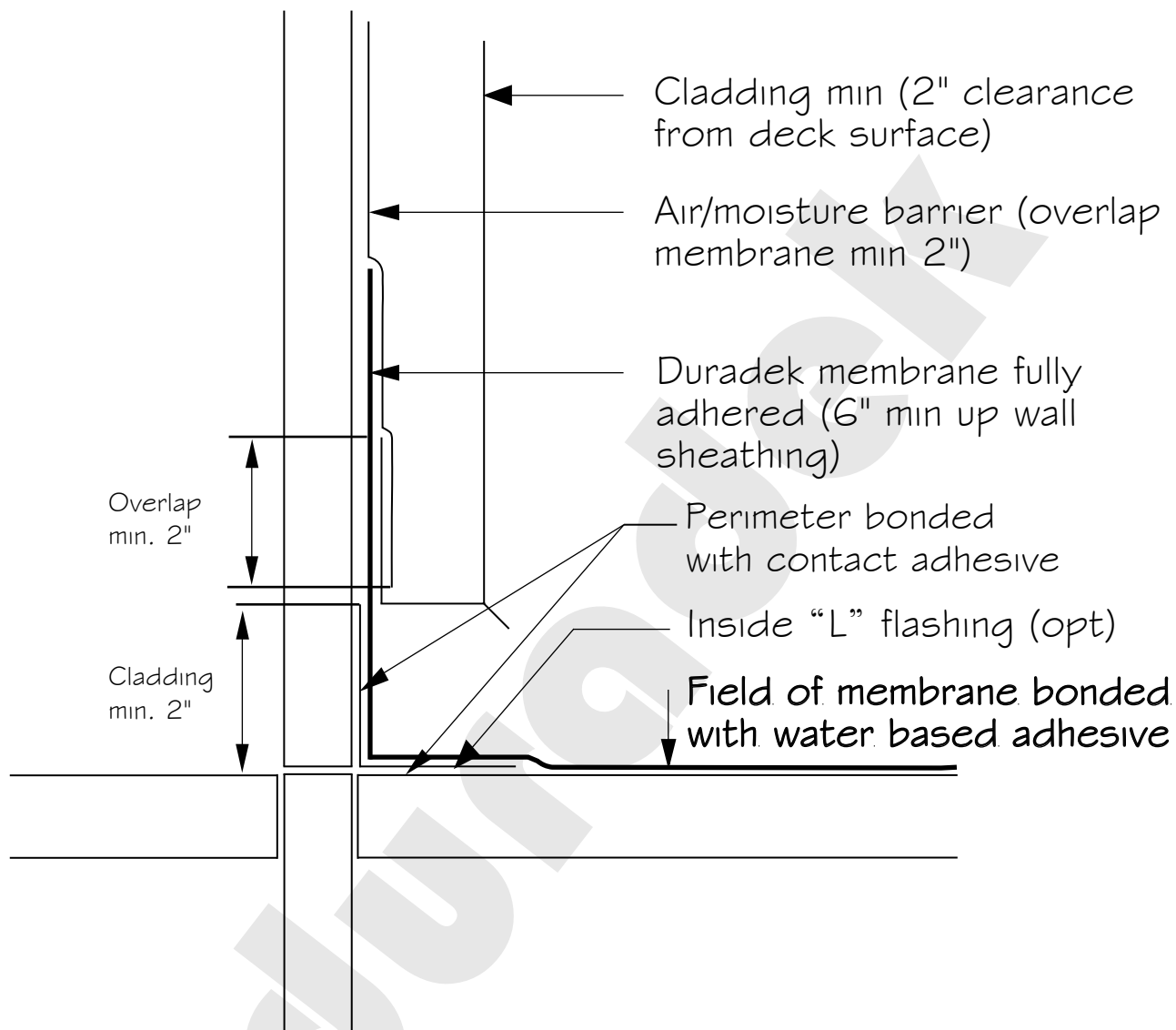
Fax: (604) 591-3100
Fax: (816) 421-2924

SYSTEM:
ALL ASSEMBLIES

DATE: 31/08/04
REV. DATE: 10/04/19

DRAWING No.:
IS-01

INSIDE PERIMETER DETAIL: WATER BASED ADHESIVE ON FIELD/CONTACT ON PERIMETER



NOTE:

AS A SUPPLIER OF FINISHED PRODUCT ONLY, DURADEK DOES NOT ASSUME RESPONSIBILITY FOR ERRORS IN DESIGN, ENGINEERING, OR DIMENSIONS. THE ARCHITECT, ENGINEER, SPECIFIER, CONTRACTOR OR OWNERS' REPRESENTATIVE MUST VERIFY ALL DIMENSIONS, SIZES, AND SUITABILITY OF DETAILS, AND ARE IN ACCORDANCE WITH GOVERNING BUILDING CODES.

DURADEK LTD.

CANADA
UNITED STATES

Bus: (604) 591-5594
Bus: (816) 421-5830

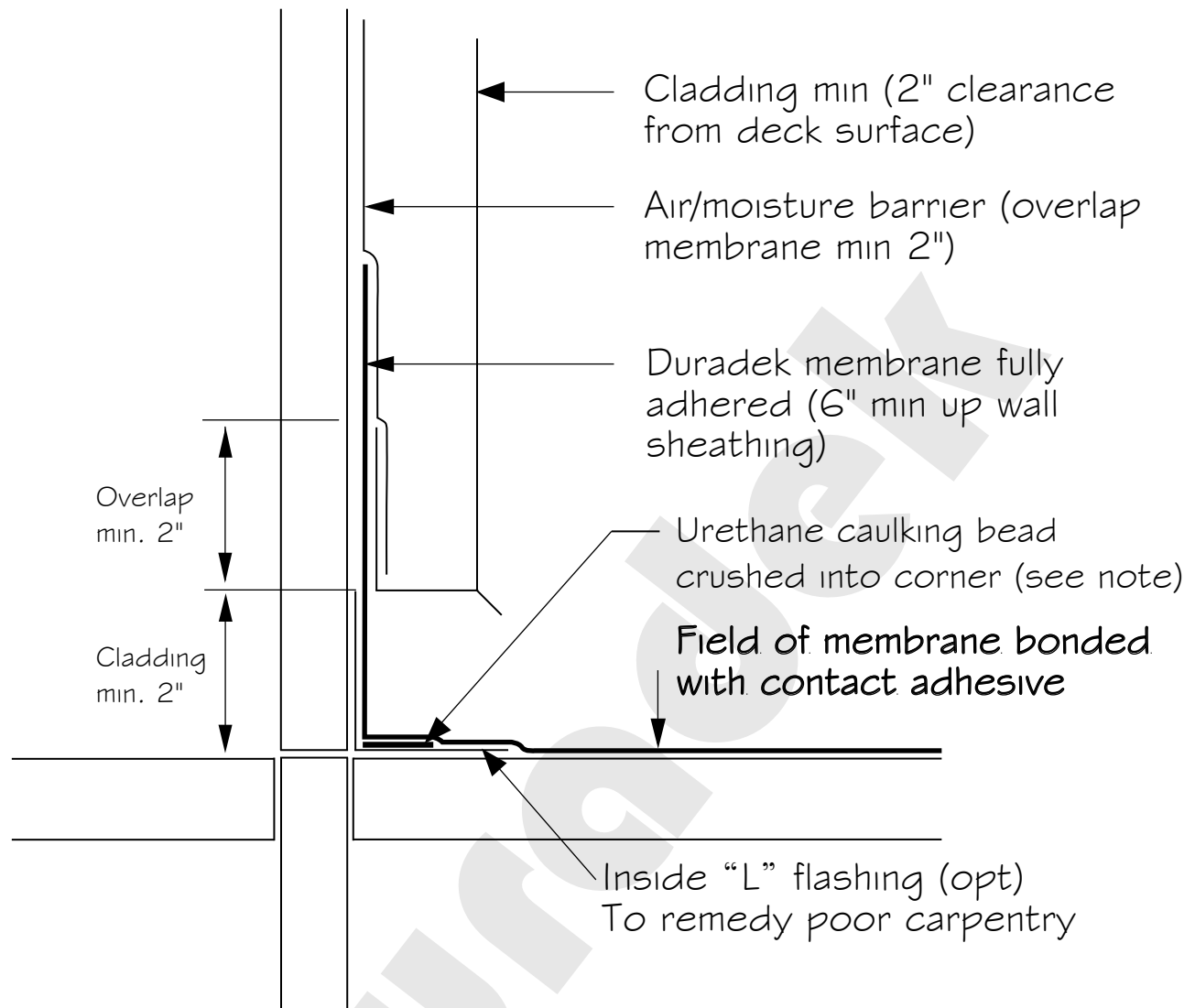
Fax: (604) 591-3100
Fax: (816) 421-2924

SYSTEM:
ALL ASSEMBLIES

DATE: 13/03/19
REV. DATE: 6/25/21

DRAWING No.:
IS-01-ALT 'A'

INSIDE PERIMETER DETAIL: 100% CONTACT ADHESIVE @ FIELD AREA & PERIMETER



Note: This method requires the use of a bead of urethane caulking crushed into corner at the deck-to-wall transition.

NOTE:

AS A SUPPLIER OF FINISHED PRODUCT ONLY, DURADEK DOES NOT ASSUME RESPONSIBILITY FOR ERRORS IN DESIGN, ENGINEERING, OR DIMENSIONS. THE ARCHITECT, ENGINEER, SPECIFIER, CONTRACTOR OR OWNERS' REPRESENTATIVE MUST VERIFY ALL DIMENSIONS, SIZES, AND SUITABILITY OF DETAILS, AND ARE IN ACCORDANCE WITH GOVERNING BUILDING CODES.

DURADEK LTD.

CANADA
UNITED STATES

Bus: (604) 591-5594
Bus: (816) 421-5830

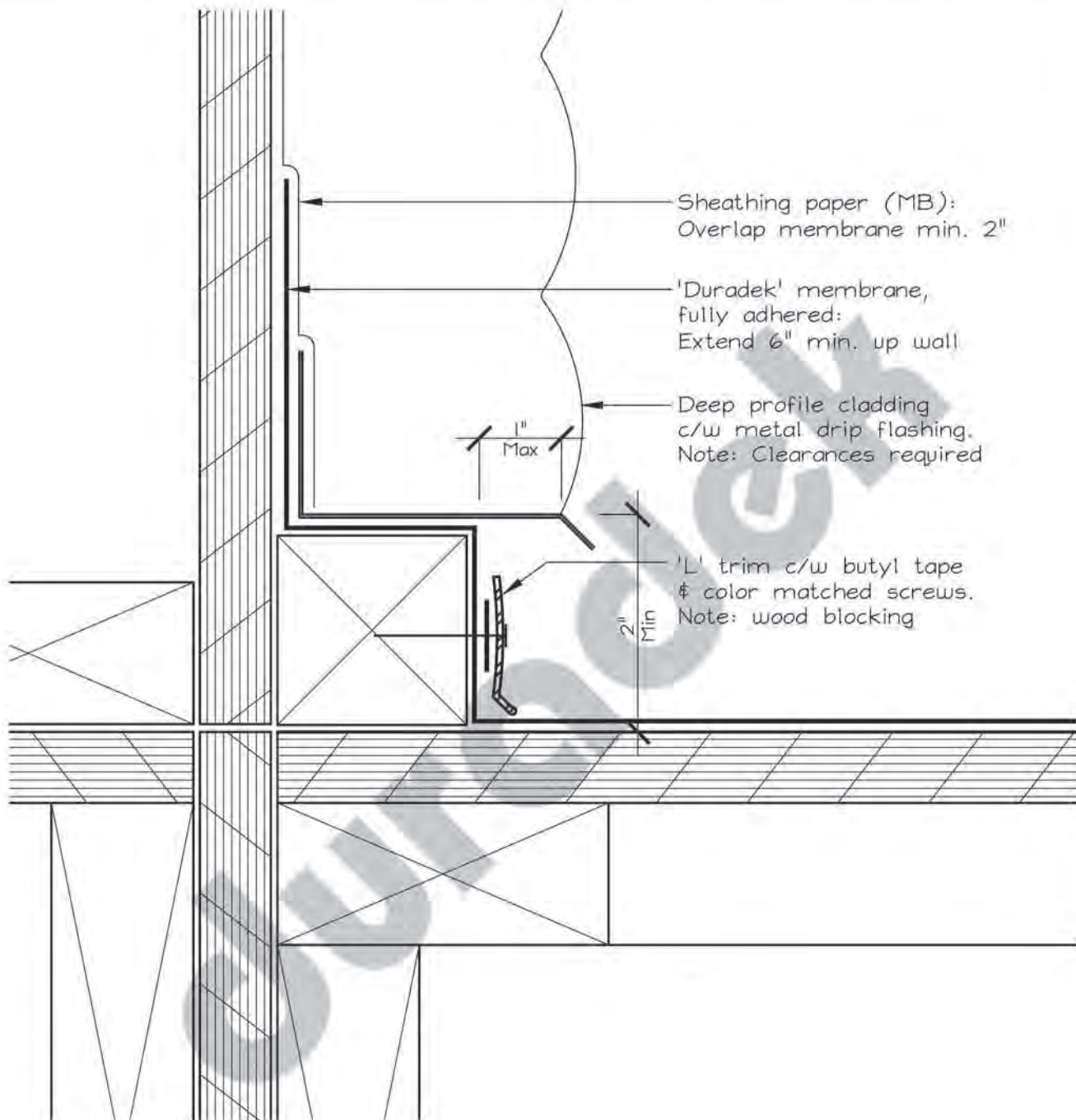
Fax: (604) 591-3100
Fax: (816) 421-2924

SYSTEM:
ALL ASSEMBLIES

DATE: 13/03/19
REV. DATE: 6/25/21

DRAWING No.:
IS-01-ALT 'B'

INSIDE PERIMETER DETAIL- DEEP PROFILE CLADDING



NOTE:

AS A SUPPLIER OF FINISHED PRODUCT ONLY, DURADEK LTD. DOES NOT ASSUME RESPONSIBILITY FOR ERRORS IN DESIGN, ENGINEERING, OR DIMENSIONS. THE ARCHITECT, ENGINEER, SPECIFIER, CONTRACTOR OR OWNERS' REPRESENTATIVE MUST VERIFY ALL DIMENSIONS, SIZES & SUITABILITY OF DETAILS.

DURADEK LTD.

CANADA
UNITED STATES

Bus: (604) 591-5594
Bus: (816) 421-5830

Fax: (604) 591-3100
Fax: (816) 421-2924

SYSTEM:

ALL ASSEMBLIES

DATE:

31/08/04

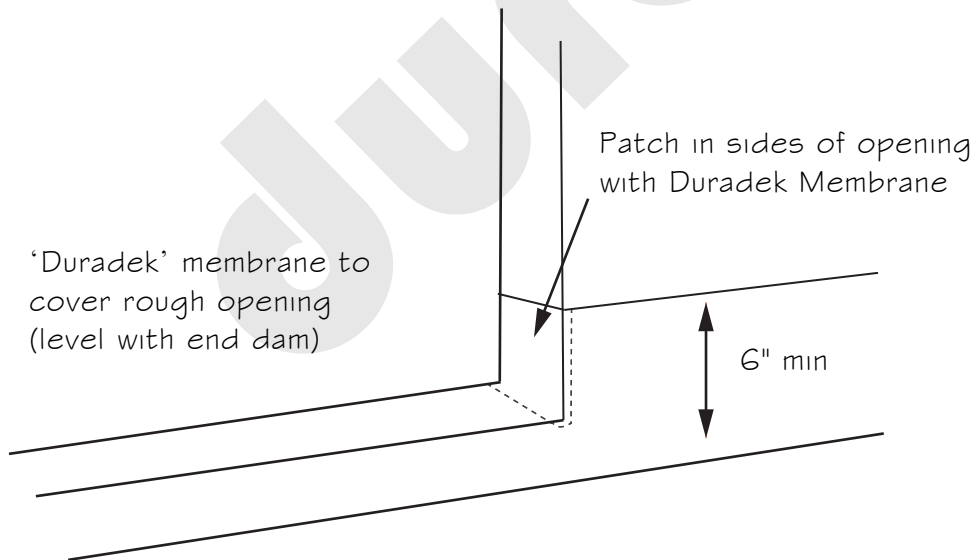
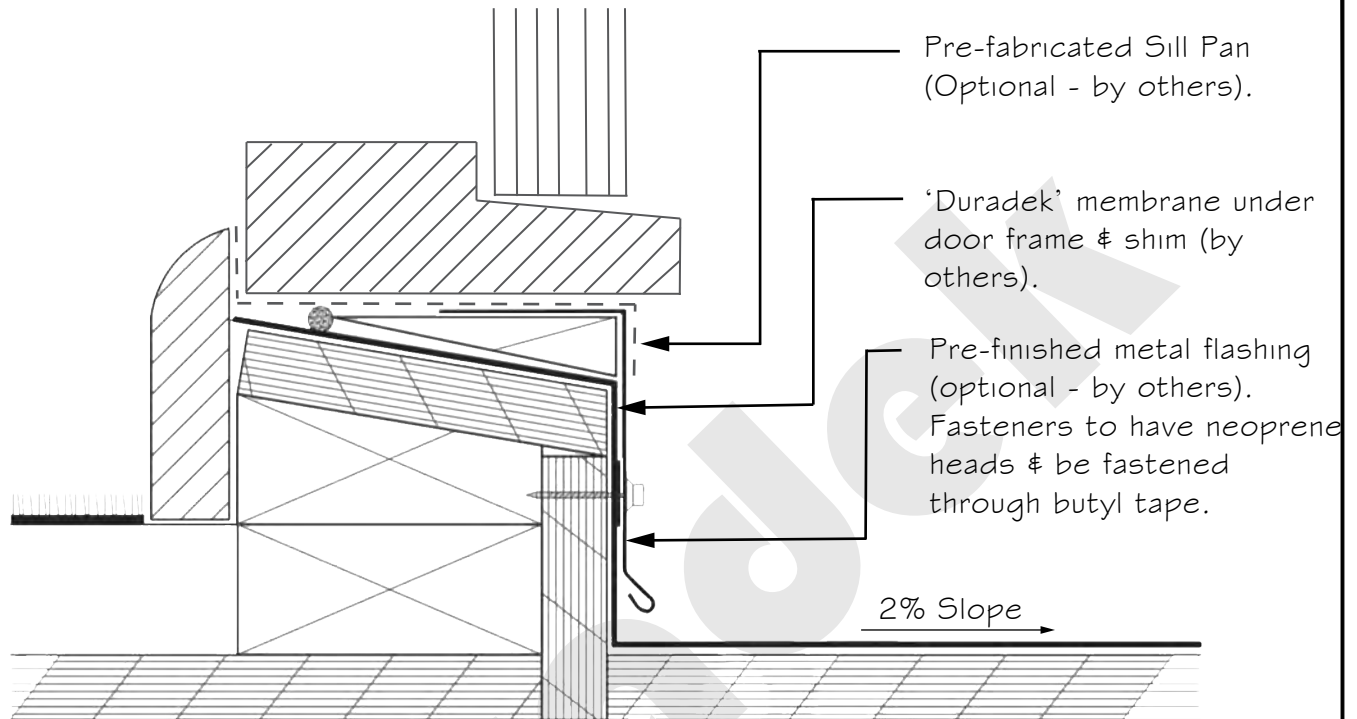
REV. DATE:

DRAWING No.:

IS-02



INSIDE PERIMETER DETAIL - RAISED CURB DOOR



NOTE:

AS A SUPPLIER OF FINISHED PRODUCT ONLY, DURADEK DOES NOT ASSUME RESPONSIBILITY FOR ERRORS IN DESIGN, ENGINEERING, OR DIMENSIONS. THE ARCHITECT, ENGINEER, SPECIFIER, CONTRACTOR OR OWNERS' REPRESENTATIVE MUST VERIFY ALL DIMENSIONS, SIZES, AND SUITABILITY OF DETAILS, AND ARE IN ACCORDANCE WITH GOVERNING BUILDING CODES.

DURADEK LTD.

CANADA
UNITED STATES

Tel: (604) 591-5594
Tel: (816) 421-5830


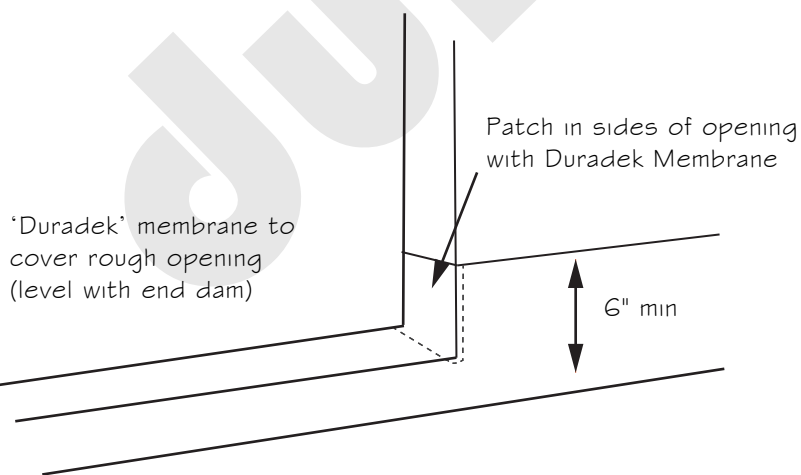
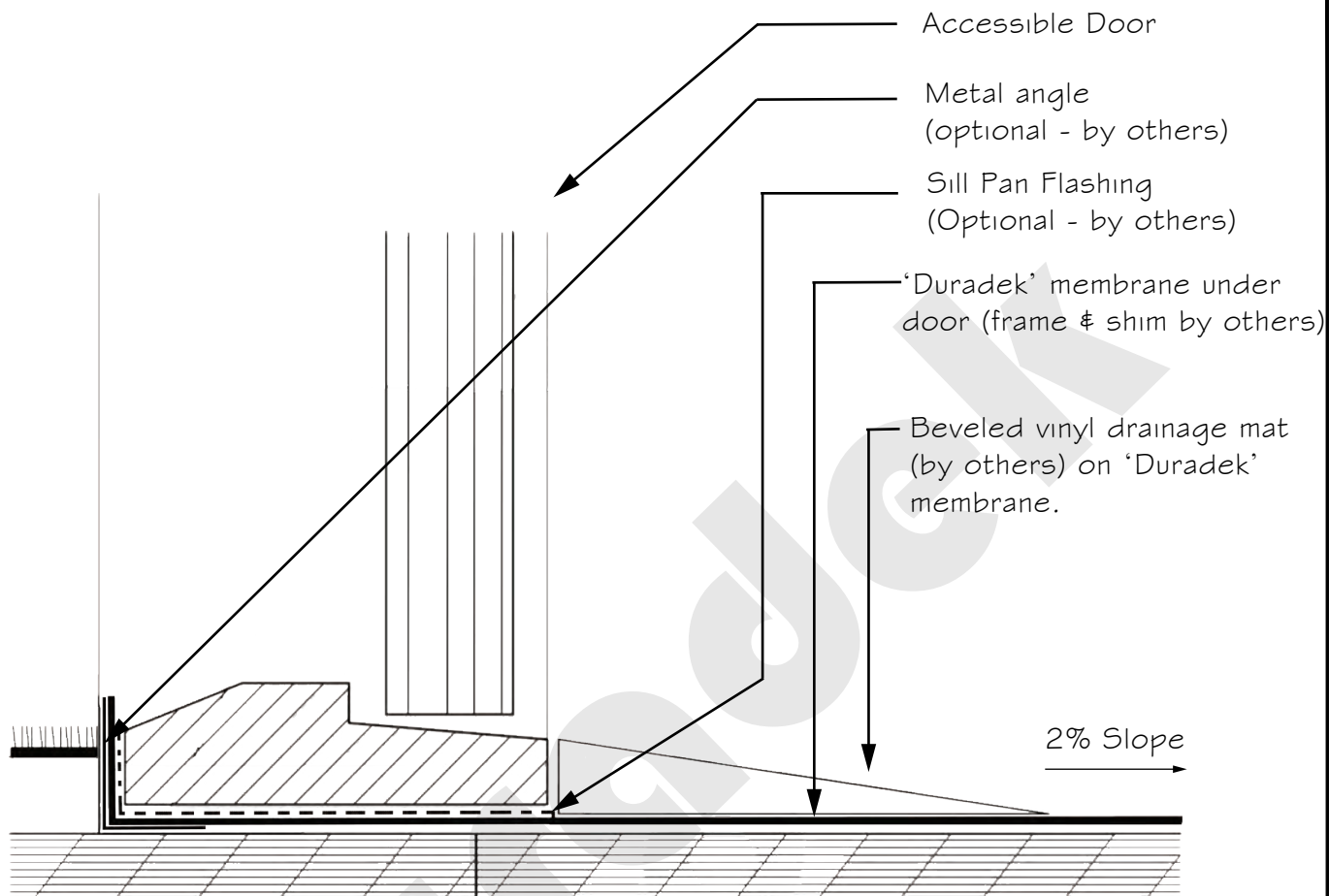
Fax: (604) 591-3100
Fax: (816) 421-2924

SYSTEM:
ALL ASSEMBLIES

DATE: 31/08/04
REV. DATE: 03/01/23

DRAWING No:
IS-03

INSIDE PERIMETER DETAIL - ACCESSIBLE DOOR



NOTE:

AS A SUPPLIER OF FINISHED PRODUCT ONLY, DURADEK DOES NOT ASSUME RESPONSIBILITY FOR ERRORS IN DESIGN, ENGINEERING, OR DIMENSIONS. THE ARCHITECT, ENGINEER, SPECIFIER, CONTRACTOR OR OWNERS' REPRESENTATIVE MUST VERIFY ALL DIMENSIONS, SIZES, AND SUITABILITY OF DETAILS, AND ARE IN ACCORDANCE WITH GOVERNING BUILDING CODES.

DURADEK LTD.

CANADA
UNITED STATES

Tel: (604) 591-5594
Tel: (816) 421-5830


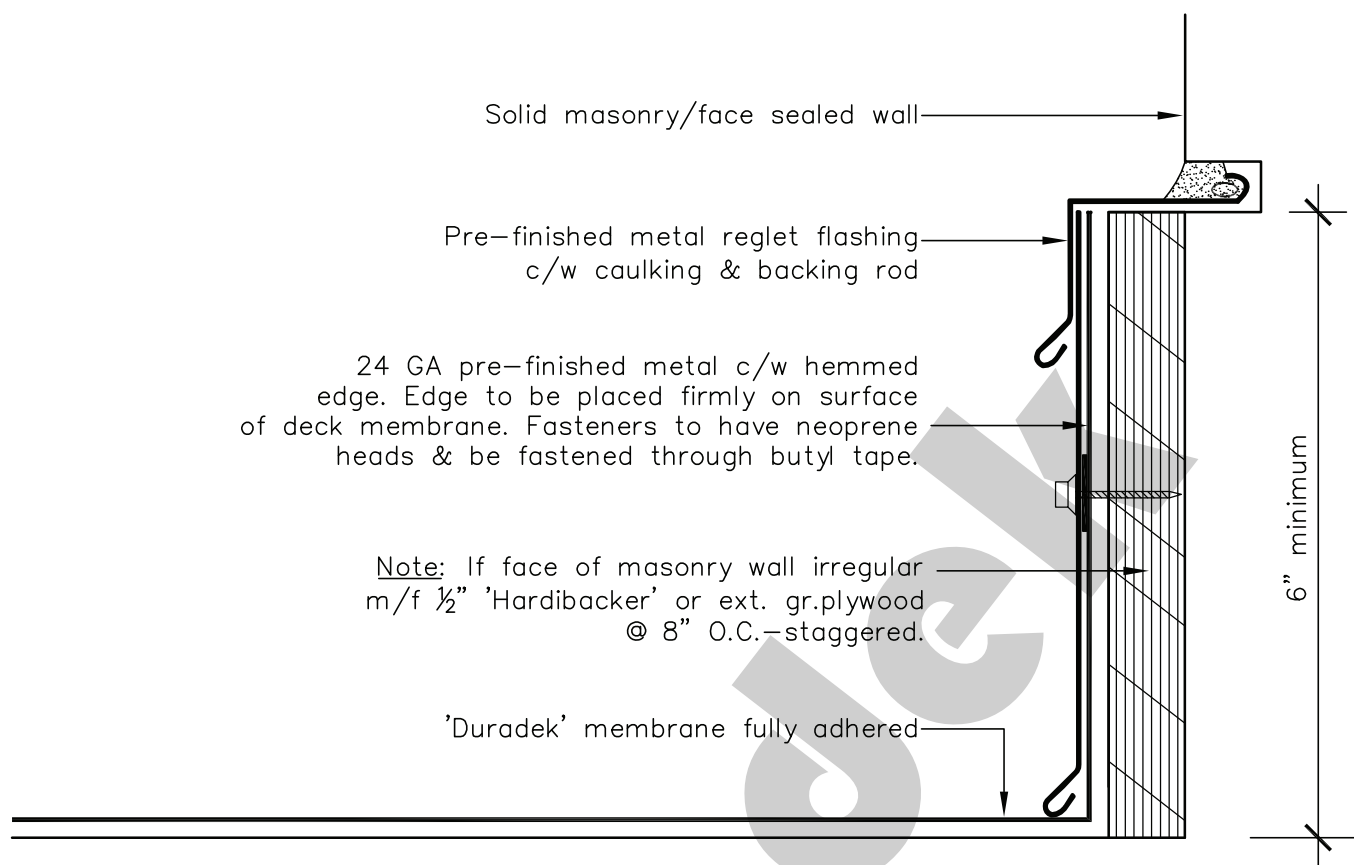
Fax: (604) 591-3100
Fax: (816) 421-2924

SYSTEM:
ALL ASSEMBLIES

DATE: 31/08/04
REV. DATE: 03/01/23

DRAWING No:
IS-04

INSIDE PERIMETER DETAIL- REGLET FLASHING



NOTE:

AS A SUPPLIER OF FINISHED PRODUCT ONLY, DURADEK LTD. DOES NOT ASSUME RESPONSIBILITY FOR ERRORS IN DESIGN, ENGINEERING, OR DIMENSIONS. THE ARCHITECT, ENGINEER, SPECIFIER, CONTRACTOR OR OWNERS' REPRESENTATIVE MUST VERIFY ALL DIMENSIONS, SIZES & SUITABILITY OF DETAILS.

DURADEK LTD.

CANADA
UNITED STATES

Bus: (604) 591-5594
Bus: (816) 421-5830

Fax: (604) 591-3100
Fax: (816) 421-2924

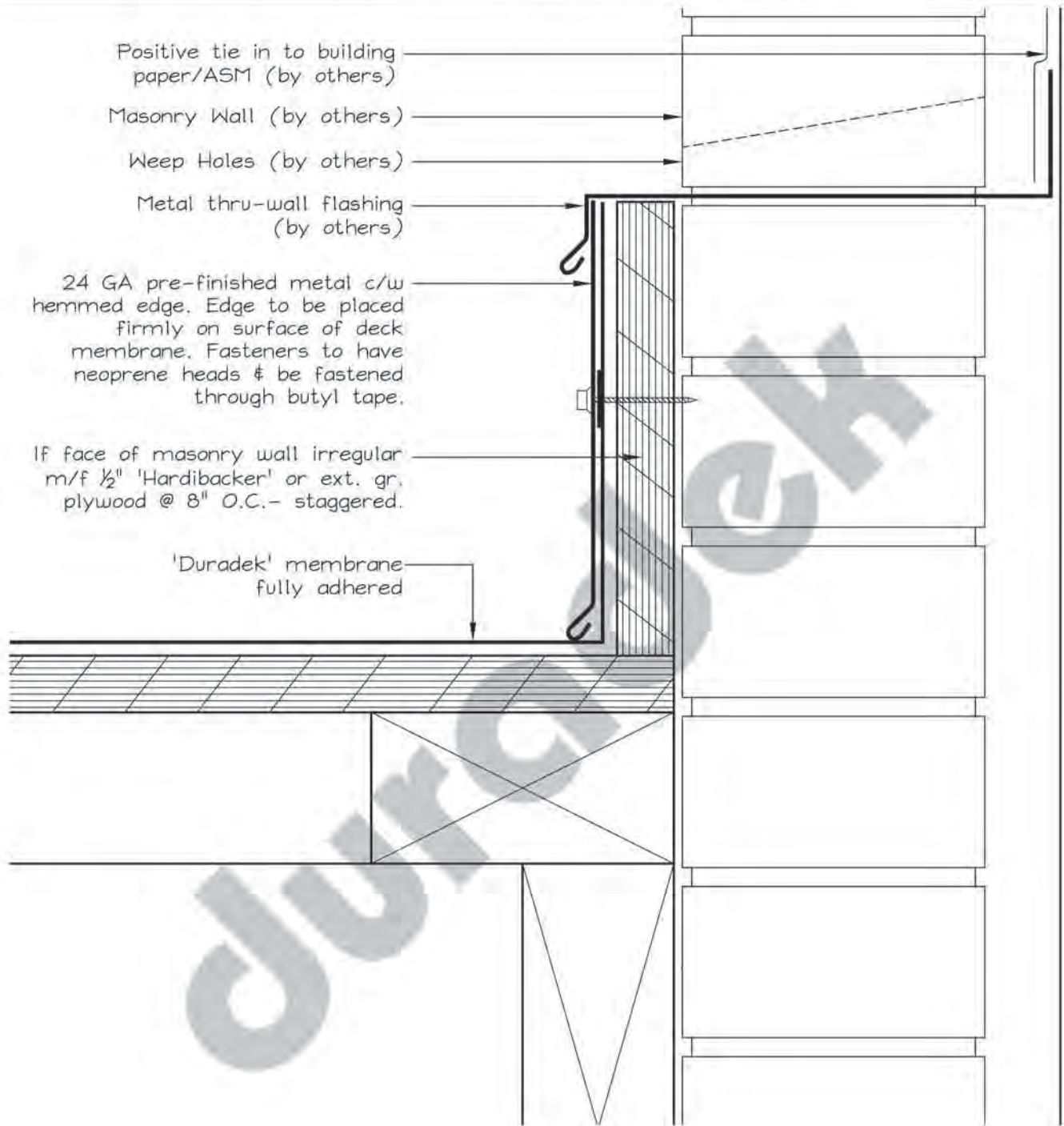
SYSTEM:
ALL ASSEMBLIES

DATE: **31/08/04**
REV. DATE: **22/05/12**

DRAWING No.:
IS-05



INSIDE PERIMETER DETAIL- THROUGH WALL FLASHING



NOTE:

AS A SUPPLIER OF FINISHED PRODUCT ONLY, DURADEK LTD. DOES NOT ASSUME RESPONSIBILITY FOR ERRORS IN DESIGN, ENGINEERING, OR DIMENSIONS. THE ARCHITECT, ENGINEER, SPECIFIER, CONTRACTOR OR OWNERS' REPRESENTATIVE MUST VERIFY ALL DIMENSIONS, SIZES & SUITABILITY OF DETAILS.

DURADEK LTD.

CANADA
UNITED STATES

Bus: (604) 591-5594
Bus: (816) 421-5830

Fax: (604) 591-3100
Fax: (816) 421-2924

SYSTEM:

ALL ASSEMBLIES

DATE:

31/08/04

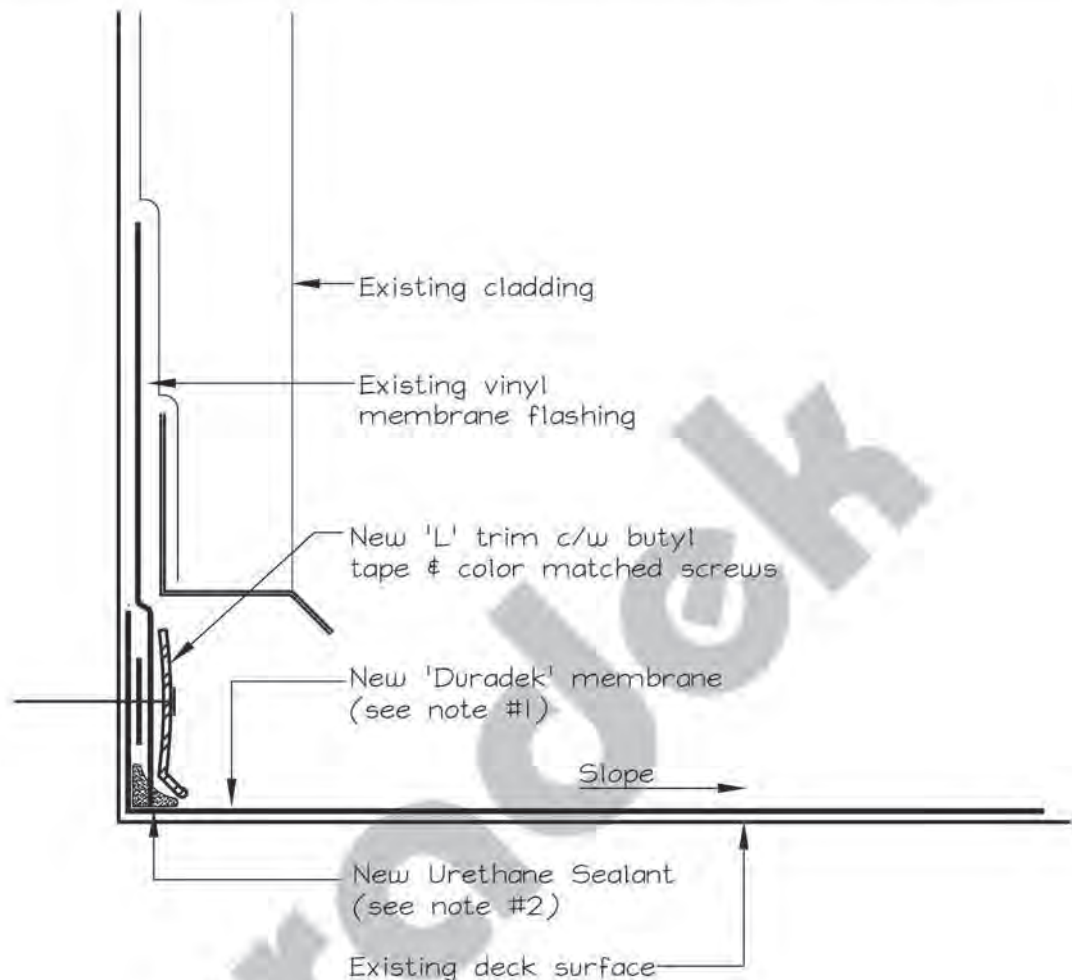
REV. DATE:

DRAWING No.:

IS-06



INSIDE PERIMETER DETAIL- TIE INTO EXISTING MEMBRANE



NOTE:

- (1) Material & labor warranties would only extend to top of NEW installed membrane.
- (2) Urethane sealant installed to encapsulate end of membrane.

NOTE:

AS A SUPPLIER OF FINISHED PRODUCT ONLY, DURADEK LTD. DOES NOT ASSUME RESPONSIBILITY FOR ERRORS IN DESIGN, ENGINEERING, OR DIMENSIONS. THE ARCHITECT, ENGINEER, SPECIFIER, CONTRACTOR OR OWNERS' REPRESENTATIVE MUST VERIFY ALL DIMENSIONS, SIZES & SUITABILITY OF DETAILS.

DURADEK LTD.

CANADA
UNITED STATES

Bus: (604) 591-5594
Bus: (816) 421-5830

Fax: (604) 591-3100
Fax: (816) 421-2924

SYSTEM:

ALL ASSEMBLIES

DATE:

31/08/04

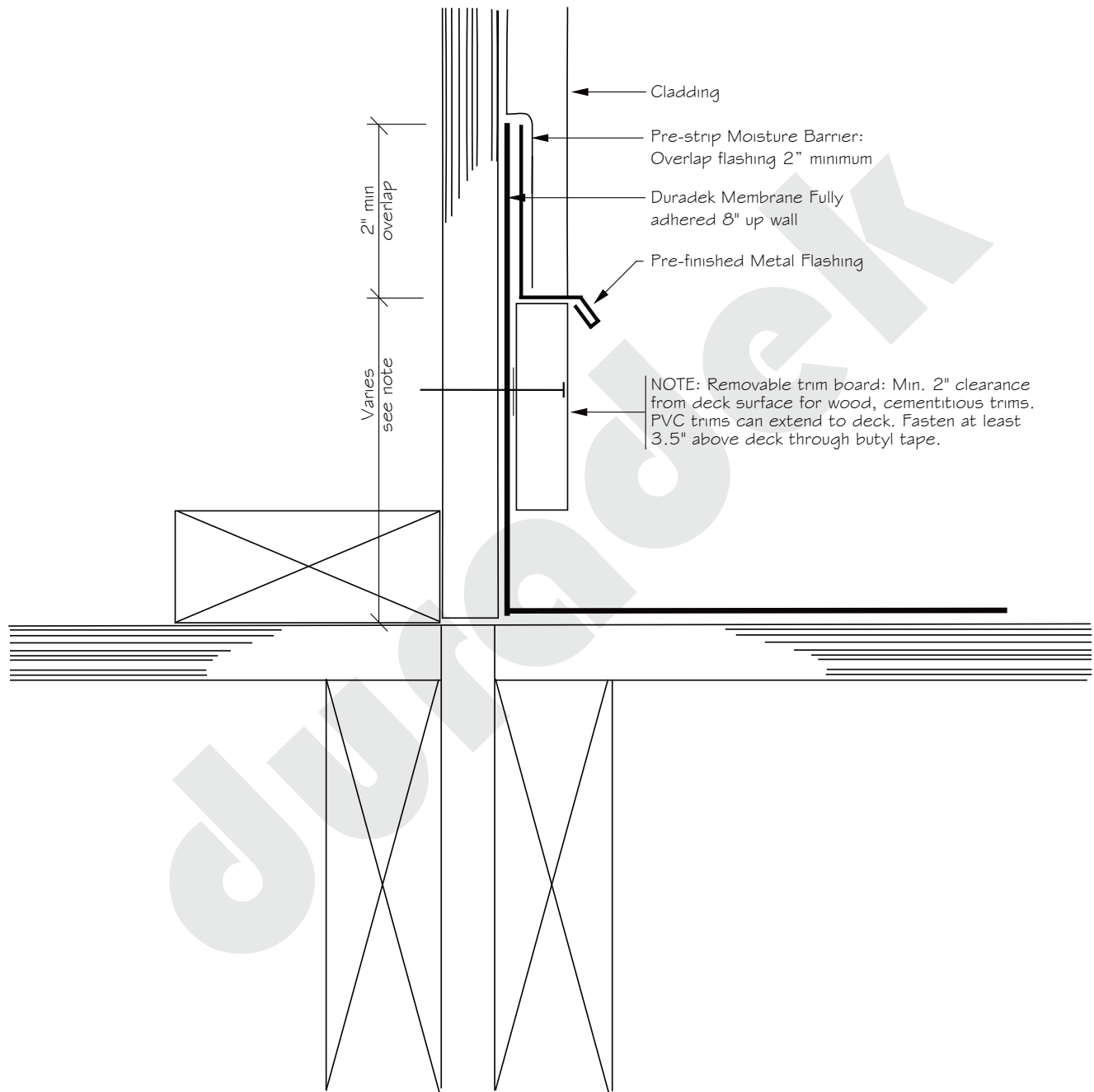
REV. DATE:

DRAWING No.:

IS-07



REMOVABLE TRIM BOARD DETAIL - VINYL INSTALL PRIOR TO CLADDING



NOTE:

AS A SUPPLIER OF FINISHED PRODUCT ONLY, DURADEK DOES NOT ASSUME RESPONSIBILITY FOR ERRORS IN DESIGN, ENGINEERING, OR DIMENSIONS. THE ARCHITECT, ENGINEER, SPECIFIER, CONTRACTOR OR OWNERS' REPRESENTATIVE MUST VERIFY ALL DIMENSIONS, SIZES, AND SUITABILITY OF DETAILS, AND ARE IN ACCORDANCE WITH GOVERNING BUILDING CODES.

DURADEK LTD.

CANADA
UNITED STATES

Tel: (604) 591-5594
Tel: (816) 421-5830

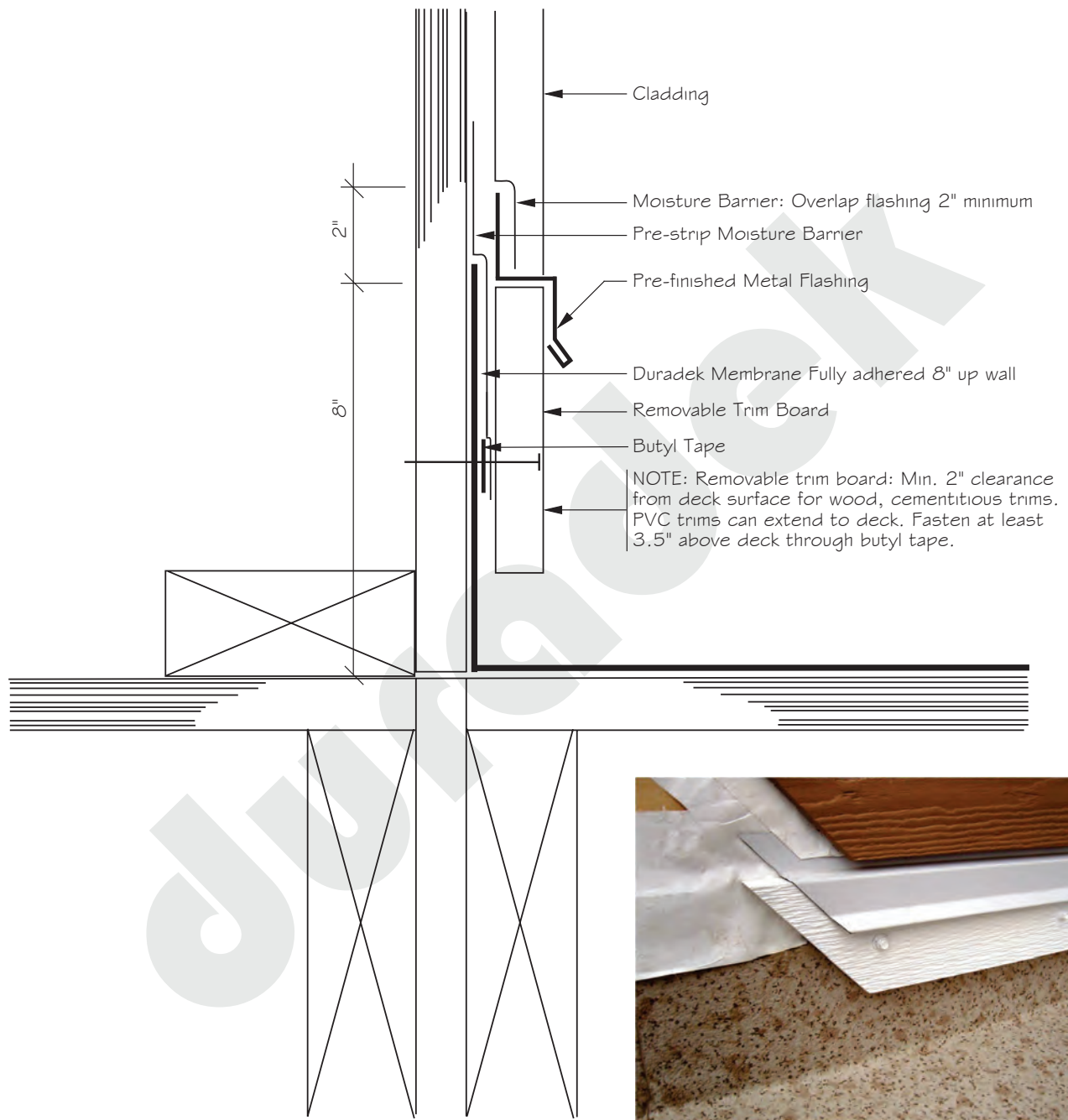
Fax: (604) 591-3100
Fax: (816) 421-2924

SYSTEM:
ALL ASSEMBLIES

DATE: 25/28/08
REV. DATE: 22/12/20

DRAWING No:
IS-08 - A

REMOVABLE TRIM BOARD DETAIL - VINYL INSTALL AFTER CLADDING



NOTE:

AS A SUPPLIER OF FINISHED PRODUCT ONLY, DURADEK DOES NOT ASSUME RESPONSIBILITY FOR ERRORS IN DESIGN, ENGINEERING, OR DIMENSIONS. THE ARCHITECT, ENGINEER, SPECIFIER, CONTRACTOR OR OWNERS' REPRESENTATIVE MUST VERIFY ALL DIMENSIONS, SIZES, AND SUITABILITY OF DETAILS, AND ARE IN ACCORDANCE WITH GOVERNING BUILDING CODES.

DURADEK LTD.

CANADA
UNITED STATES

Tel: (604) 591-5594
Tel: (816) 421-5830

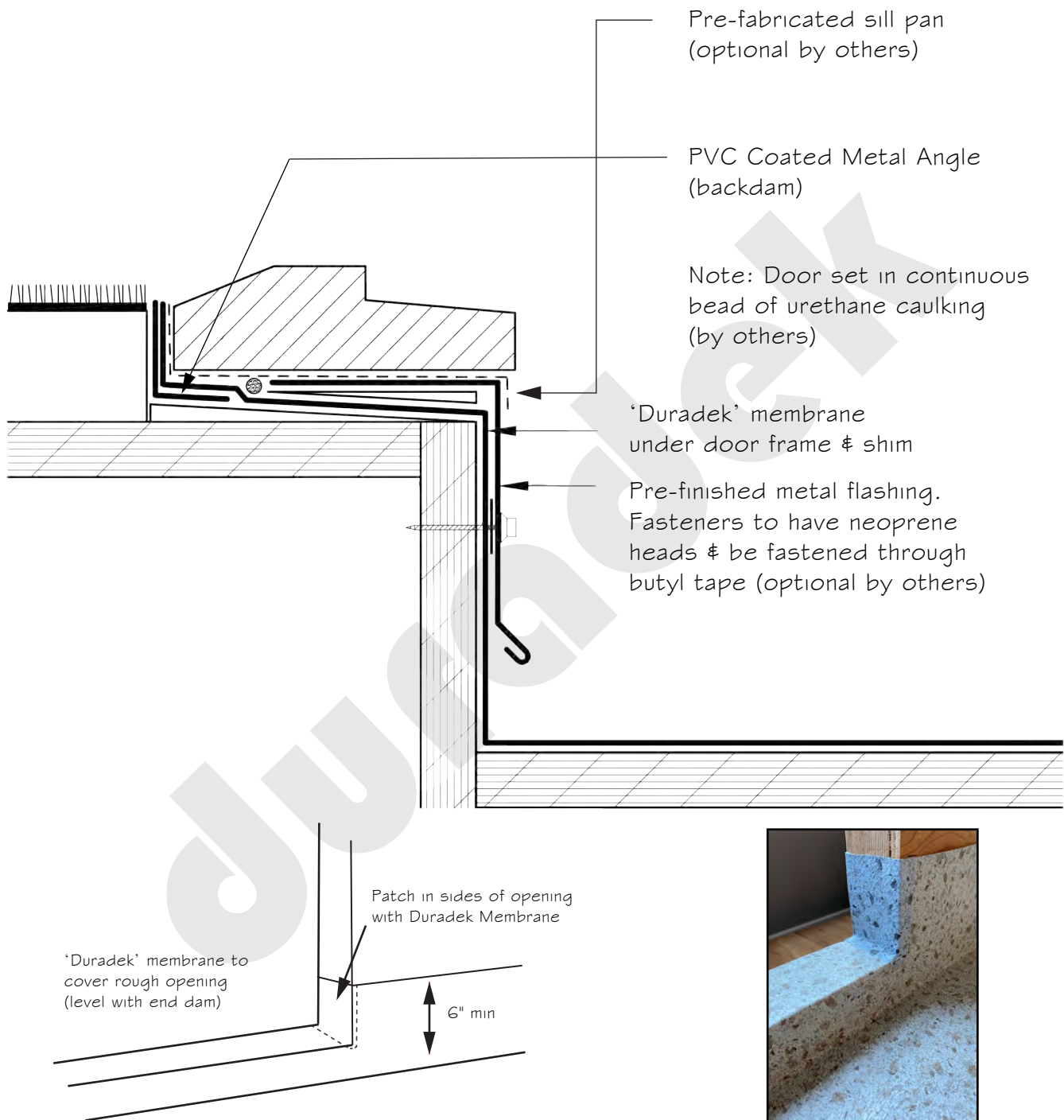
Fax: (604) 591-3100
Fax: (816) 421-2924

SYSTEM:
ALL ASSEMBLIES

DATE: 30/09/19
REV. DATE: 22/12/20

DRAWING No:
IS-08 - B

INSIDE PERIMETER DETAIL - RAISED STEP DOOR



NOTE:

AS A SUPPLIER OF FINISHED PRODUCT ONLY, DURADEK DOES NOT ASSUME RESPONSIBILITY FOR ERRORS IN DESIGN, ENGINEERING, OR DIMENSIONS. THE ARCHITECT, ENGINEER, SPECIFIER, CONTRACTOR OR OWNERS' REPRESENTATIVE MUST VERIFY ALL DIMENSIONS, SIZES, AND SUITABILITY OF DETAILS, AND ARE IN ACCORDANCE WITH GOVERNING BUILDING CODES.

DURADEK LTD.

CANADA
UNITED STATES

Tel: (604) 591-5594
Tel: (816) 421-5830

Fax: (604) 591-3100
Fax: (816) 421-2924

SYSTEM:
ALL ASSEMBLIES

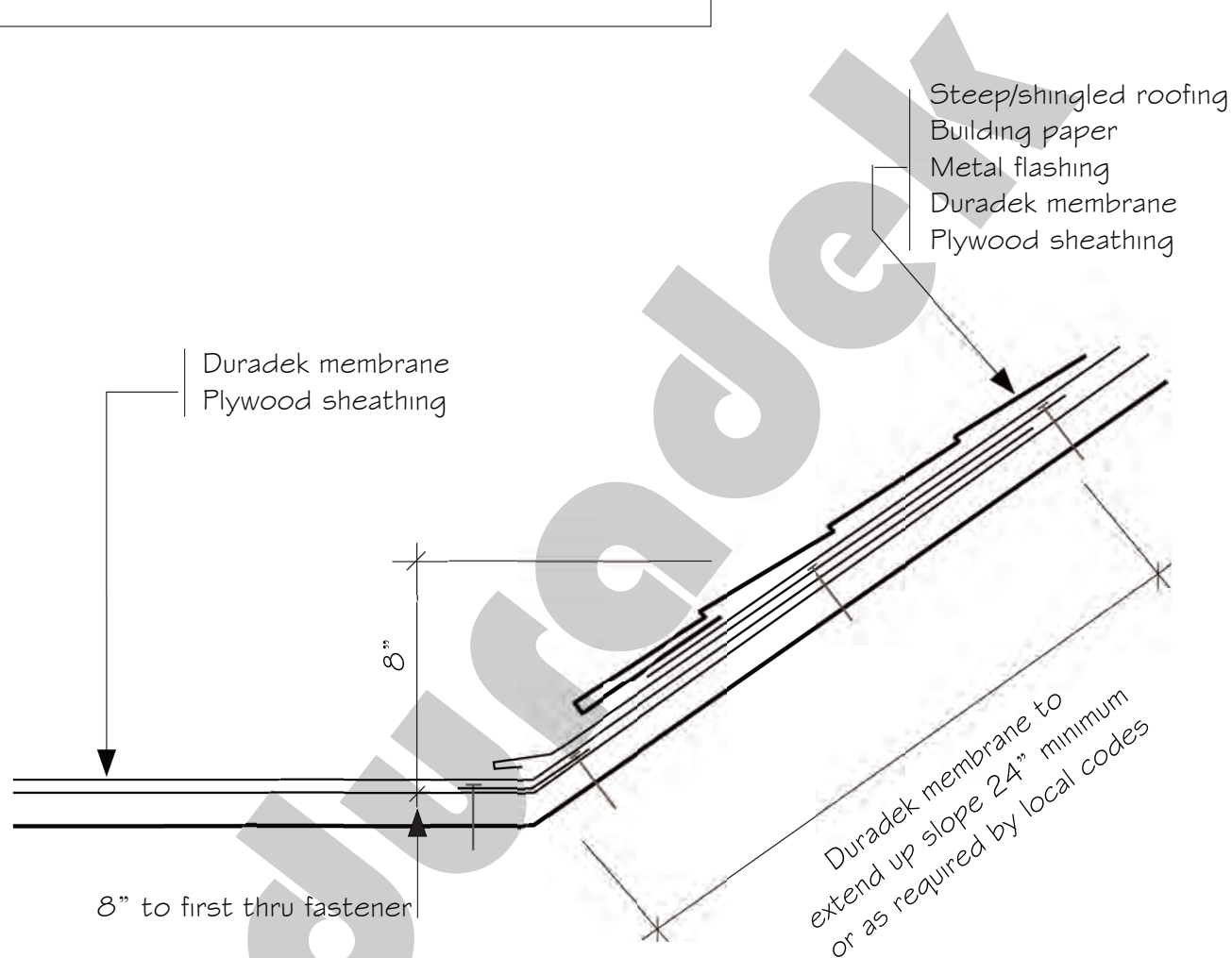
DATE: 07/13/13
REV. DATE: 01/03/23

DRAWING No:
IS-09

FLAT PVC ROOF TIE-IN TO STEEP ROOF

NOTE:

- Duradek membrane to be separated from non-compatible roofing products or accessories with metal flashing.
- Steep roofing suppliers to confirm their compatibility with a PVC roof membrane.



NOTE:

AS A SUPPLIER OF FINISHED PRODUCT ONLY, DURADEK LTD. DOES NOT ASSUME RESPONSIBILITY FOR ERRORS IN DESIGN, ENGINEERING, OR DIMENSIONS. THE ARCHITECT, ENGINEER, SPECIFIER, CONTRACTOR OR OWNERS' REPRESENTATIVE MUST VERIFY ALL DIMENSIONS, SIZES & SUITABILITY OF DETAILS.

DURADEK LTD.

CANADA
UNITED STATES

Bus: (604) 591-5594
Bus: (816) 421-5830

Fax: (604) 591-3100
Fax: (816) 421-2924

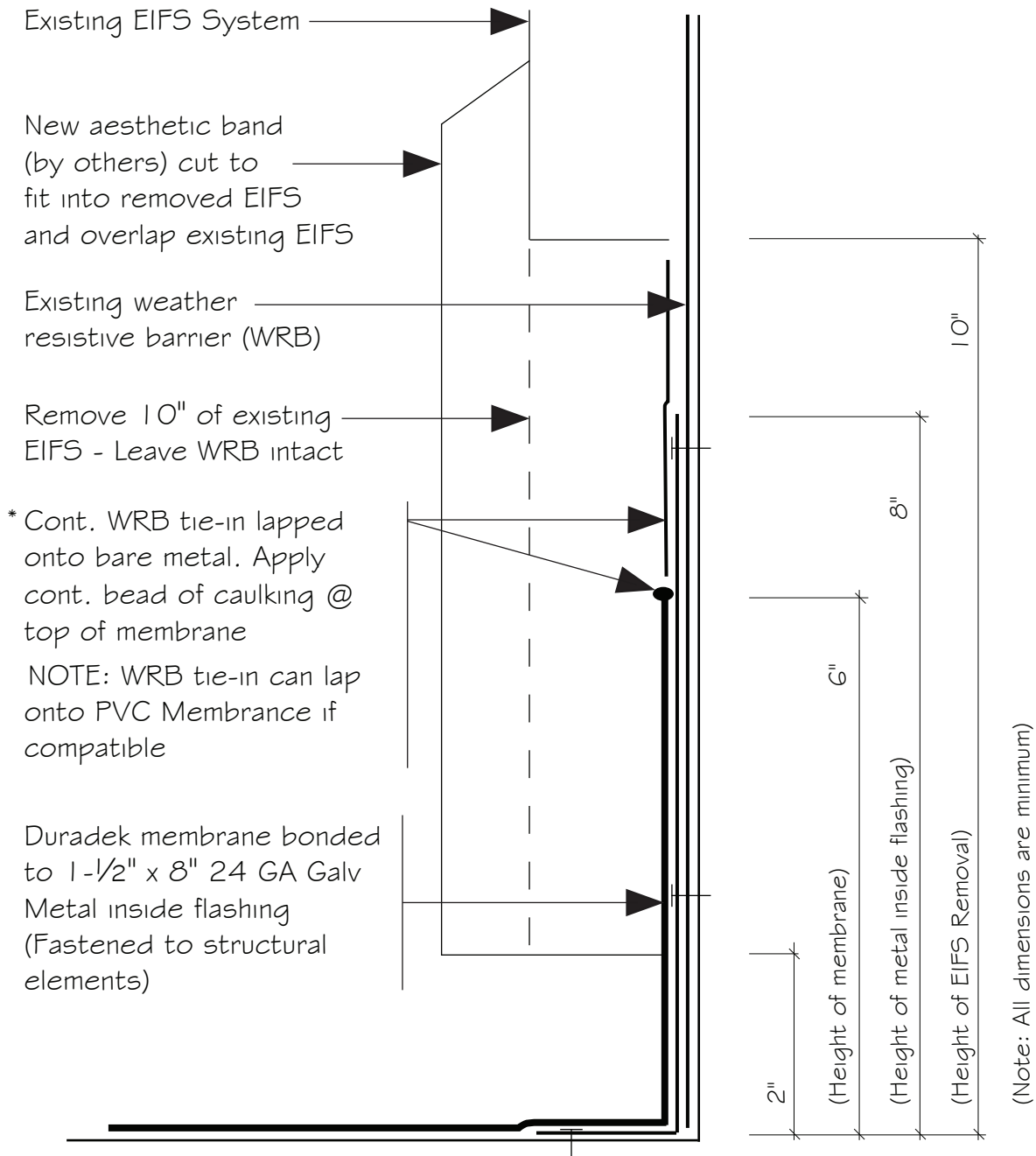
SYSTEM:
ALL ASSEMBLIES

DATE:
REV. DATE:

04//02/19

DRAWING No.:
IS-10

EIFS - WITH RAISED TRIM



*WRB is non-removable, hence the need for flashing as a separation barrier.

NOTE:

AS A SUPPLIER OF FINISHED PRODUCT ONLY, DURADEK DOES NOT ASSUME RESPONSIBILITY FOR ERRORS IN DESIGN, ENGINEERING, OR DIMENSIONS. THE ARCHITECT, ENGINEER, SPECIFIER, CONTRACTOR OR OWNERS' REPRESENTATIVE MUST VERIFY ALL DIMENSIONS, SIZES, AND SUITABILITY OF DETAILS, AND ARE IN ACCORDANCE WITH GOVERNING BUILDING CODES.

DURADEK LTD.

CANADA
UNITED STATES

Bus: (604) 591-5594
Bus: (816) 421-5830

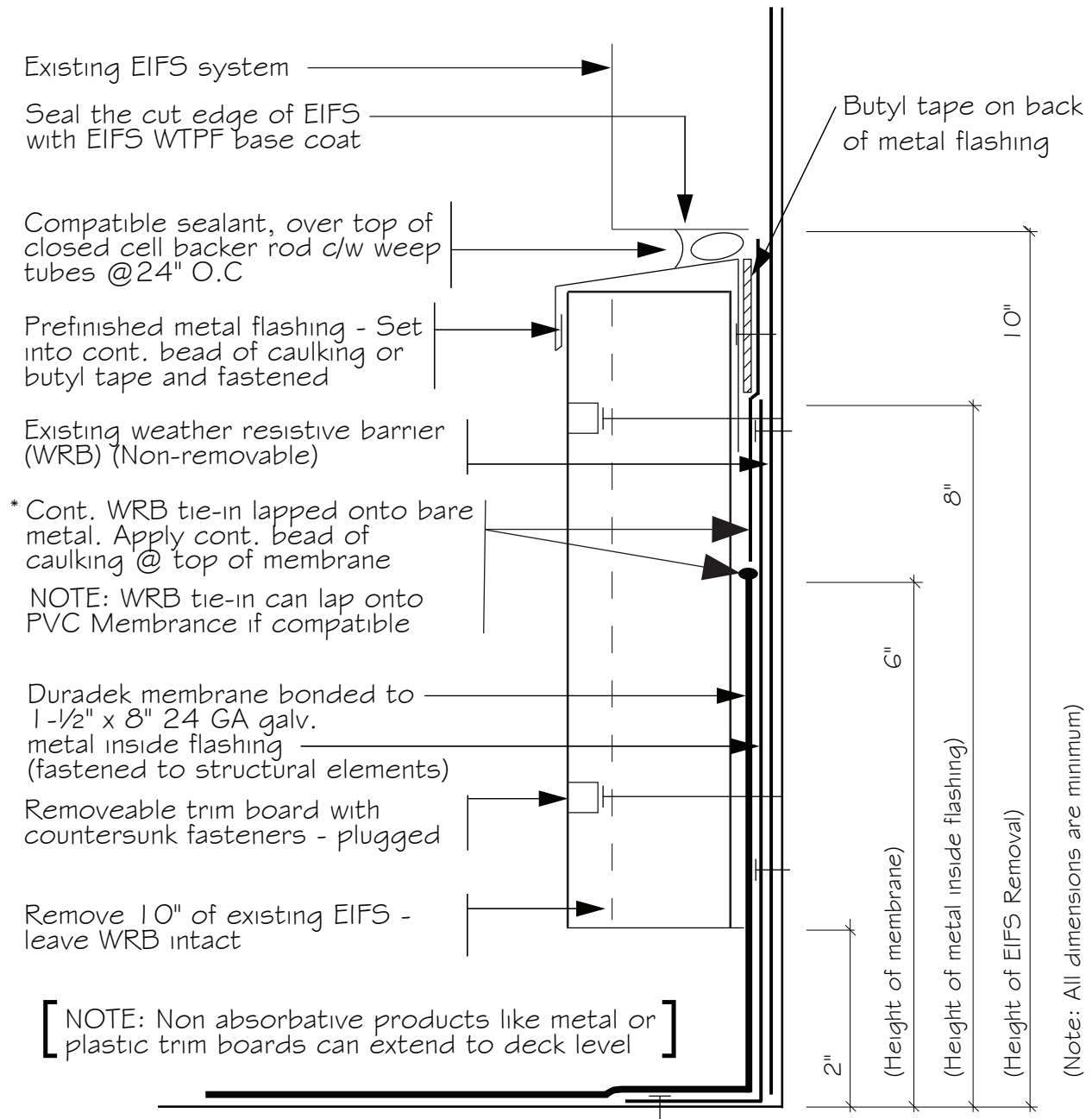
Fax: (604) 591-3100
Fax: (816) 421-2924

SYSTEM:
ALL ASSEMBLIES

DATE: 04/03/19
REV. DATE: 15/12/20

DRAWING No.:
IS-11

EIFS - WITH REMOVABLE TRIM



*WRB is non-removeable, hence the need for flashing as a separation barrier.

NOTE:

AS A SUPPLIER OF FINISHED PRODUCT ONLY, DURADEK DOES NOT ASSUME RESPONSIBILITY FOR ERRORS IN DESIGN, ENGINEERING, OR DIMENSIONS. THE ARCHITECT, ENGINEER, SPECIFIER, CONTRACTOR OR OWNERS' REPRESENTATIVE MUST VERIFY ALL DIMENSIONS, SIZES, AND SUITABILITY OF DETAILS, AND ARE IN ACCORDANCE WITH GOVERNING BUILDING CODES.

DURADEK LTD.

CANADA
UNITED STATES

Bus: (604) 591-5594
Bus: (816) 421-5830

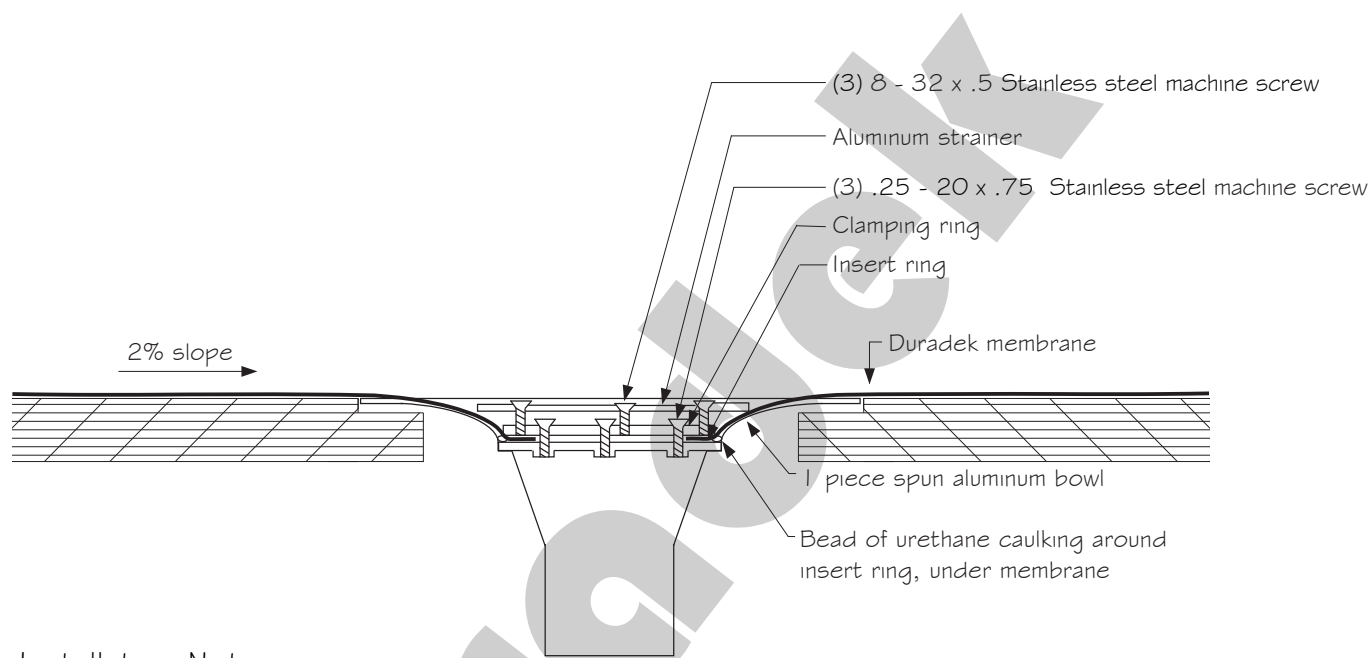
Fax: (604) 591-3100
Fax: (816) 421-2924

SYSTEM:
ALL ASSEMBLIES

DATE: 25/03/19
REV. DATE: 15/12/20

DRAWING No.:
IS-12

DRAIN DETAIL - ALUMINUM DECK DRAIN



Installation Notes:

- Drain to be countersunk into plywood deck approximately 1/8".
- Drain body is attached to plywood with 6 x #8 x 1 1/2" screws (or roofing nails). Countersink screw heads with 3/8" high speed countersink drill bit (nic). File off burrs (on back side) created from drilling process.
- Attach drain body to drain pipe with "M-J" coupling (nic). Coupling available in stepped sizes for attachment to both larger and smaller diameter drain pipes (By others).
- Remove strainer and clamping ring before laying in vinyl.
- Apply bead of urethane caulking at edge of insert ring.
- Install clamping ring with (3) screws supplied. Wipe off excess caulking if necessary.
- Install drain cover with (3) screws supplied.

NOTE:

AS A SUPPLIER OF FINISHED PRODUCT ONLY, DURADEK DOES NOT ASSUME RESPONSIBILITY FOR ERRORS IN DESIGN, ENGINEERING, OR DIMENSIONS. THE ARCHITECT, ENGINEER, SPECIFIER, CONTRACTOR OR OWNERS' REPRESENTATIVE MUST VERIFY ALL DIMENSIONS, SIZES, AND SUITABILITY OF DETAILS, AND ARE IN ACCORDANCE WITH GOVERNING BUILDING CODES.

DURADEK LTD.

CANADA
UNITED STATES

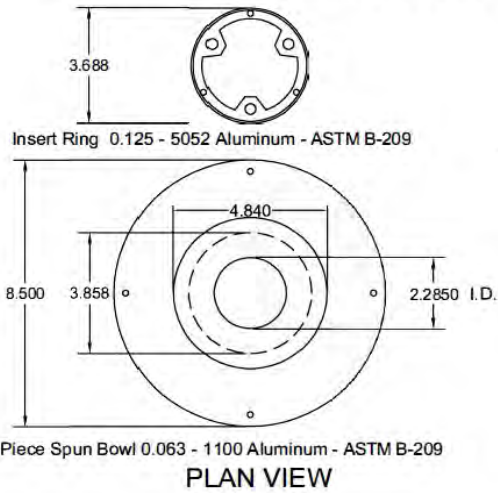
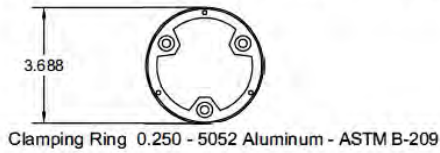
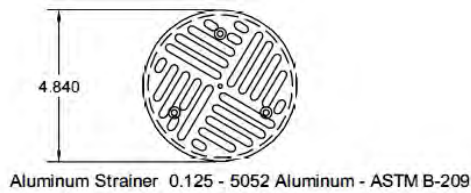
Bus: (604) 591-5594
Bus: (816) 421-5830

Fax: (604) 591-3100
Fax: (816) 421-2924

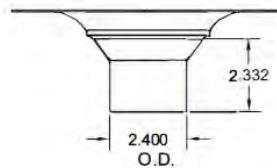
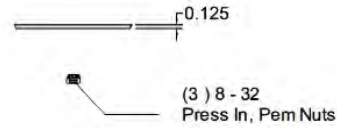
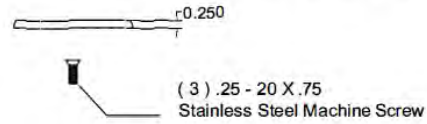
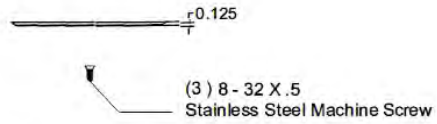
SYSTEM:
ALL ASSEMBLIES

DATE: 22/05/19
REV. DATE: 25/04/22

DRAWING No.:
DR-02

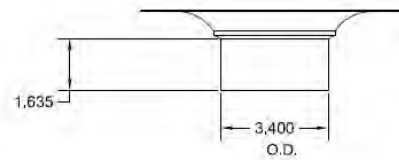

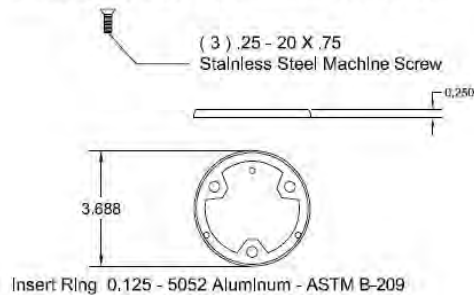
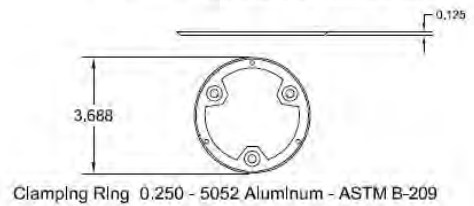
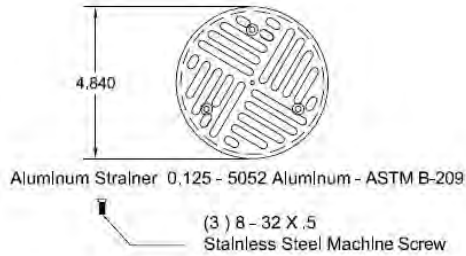


PLAN VIEW

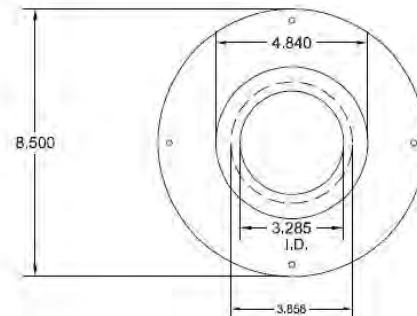


SIDE VIEW

SIZING CHART		
DRAIN SIZE	CODE	STEM OD
2"	JVDD2	2.40"
2" PVC COATED	JVDD2C	2.40"



SIDE VIEW

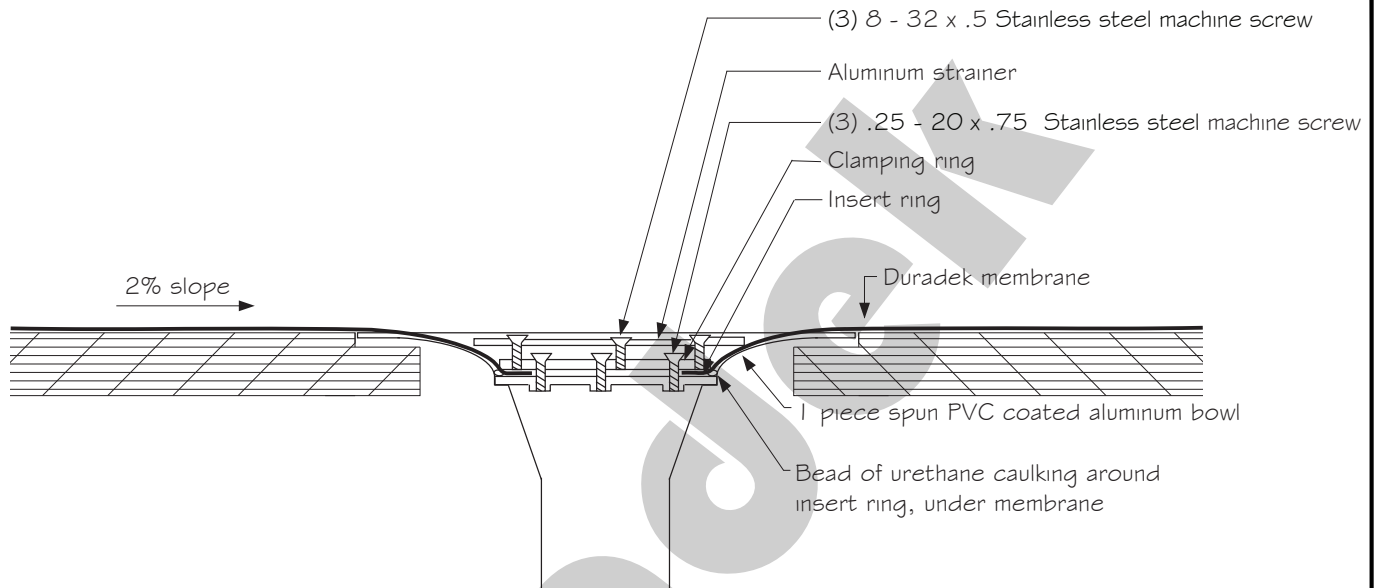


1 Piece Spun Bowl 0.063 - 1100 Aluminum - ASTM B-209

PLAN VIEW

SIZING CHART		
DRAIN SIZE	CODE	STEM OD
3"	JVDD3	3.40"
3" PVC COATED	JVDD3C	3.40"

DRAIN DETAIL - PVC COATED ALUMINUM DECK DRAIN



Installation Notes:

- Drain to be countersunk into plywood deck approximately 1/8".
- Drain body is attached to plywood with 6 x #8 x 1 1/2" screws (or roofing nails). Countersink screw heads with 3/8" high speed countersink drill bit (nic). File off burrs (on back side) created from drilling process.
- Attach drain body to drain pipe with "M-J" coupling (nic). Coupling available in stepped sizes for attachment to both larger and smaller diameter drain pipes (By others).
- Remove strainer and clamping ring before laying in vinyl.
- Apply bead of urethane caulking at edge of insert ring.
- Install clamping ring with (3) screws supplied. Wipe off excess caulking if necessary.
- Install drain cover with (3) screws supplied.

NOTE:

AS A SUPPLIER OF FINISHED PRODUCT ONLY, DURADEK DOES NOT ASSUME RESPONSIBILITY FOR ERRORS IN DESIGN, ENGINEERING, OR DIMENSIONS. THE ARCHITECT, ENGINEER, SPECIFIER, CONTRACTOR OR OWNERS' REPRESENTATIVE MUST VERIFY ALL DIMENSIONS, SIZES, AND SUITABILITY OF DETAILS, AND ARE IN ACCORDANCE WITH GOVERNING BUILDING CODES.

DURADEK LTD.

CANADA
UNITED STATES

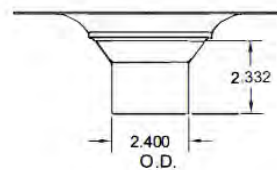
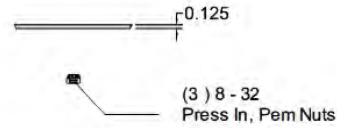
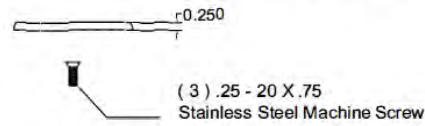
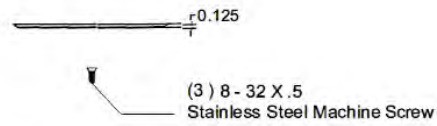
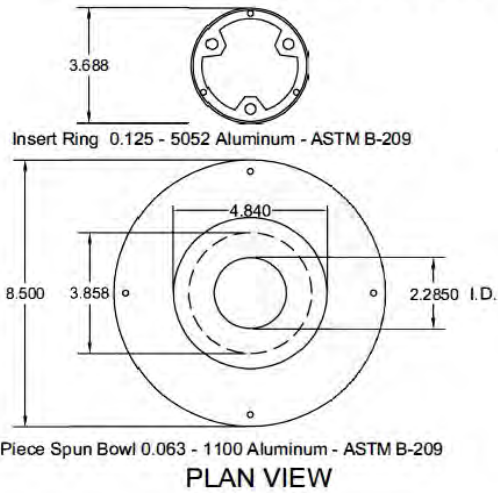
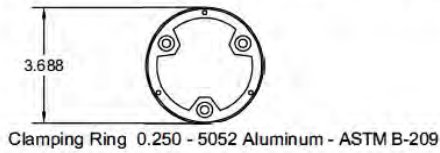
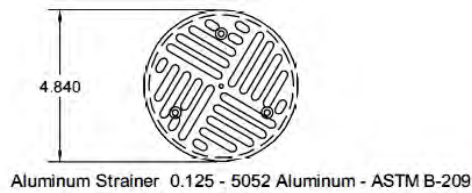
Bus: (604) 591-5594
Bus: (816) 421-5830

Fax: (604) 591-3100
Fax: (816) 421-2924

SYSTEM:
ALL ASSEMBLIES

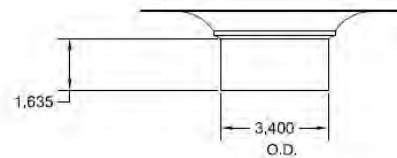
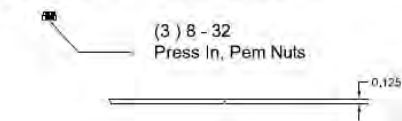
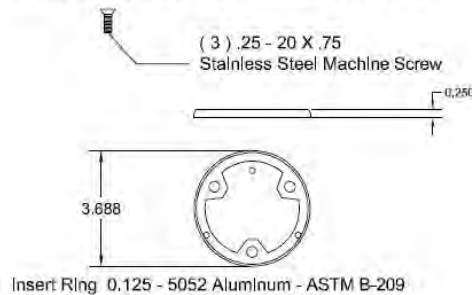
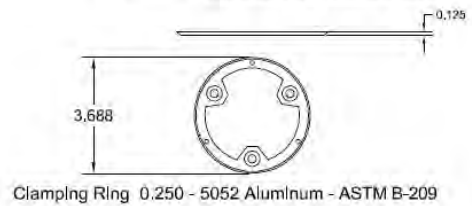
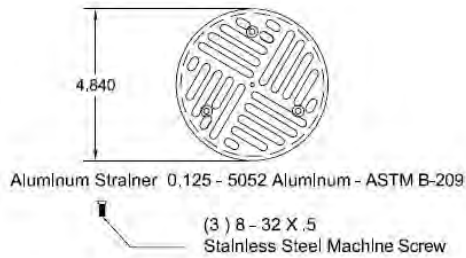
DATE: 22/05/19
REV. DATE: 25/04/22

DRAWING No.:
DR-02 - Alt A

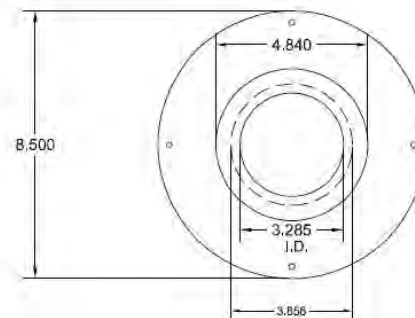


SIDE VIEW

SIZING CHART		
DRAIN SIZE	CODE	STEM OD
2"	JVDD2	2.40"
2" PVC COATED	JVDD2C	2.40"



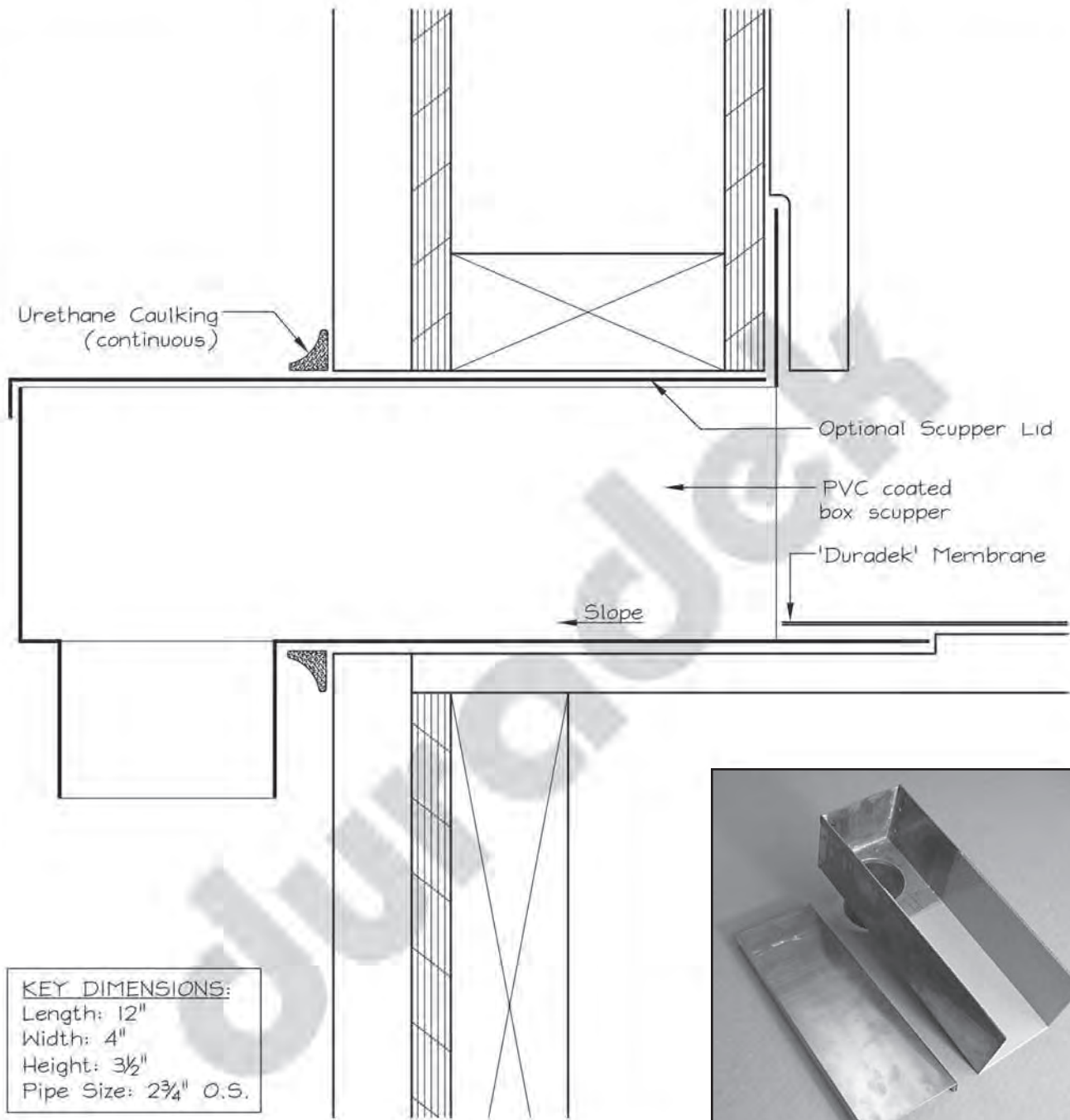
SIDE VIEW



1 Piece Spun Bowl 0.063 - 1100 Aluminum - ASTM B-209
PLAN VIEW

SIZING CHART		
DRAIN SIZE	CODE	STEM OD
3"	JVDD3	3.40"
3" PVC COATED	JVDD3C	3.40"

DRAIN DETAIL- PVC COATED BOX SCUPPER



NOTE: AS A SUPPLIER OF FINISHED PRODUCT ONLY, DURADEK LTD. DOES NOT ASSUME RESPONSIBILITY FOR ERRORS IN DESIGN, ENGINEERING, OR DIMENSIONS. THE ARCHITECT, ENGINEER, SPECIFIER, CONTRACTOR OR OWNERS' REPRESENTATIVE MUST VERIFY ALL DIMENSIONS, SIZES & SUITABILITY OF DETAILS.

DURADEK LTD.

CANADA
UNITED STATES

Bus: (604) 591-5594
Bus: (816) 421-5830

Fax: (604) 591-3100
Fax: (816) 421-2924

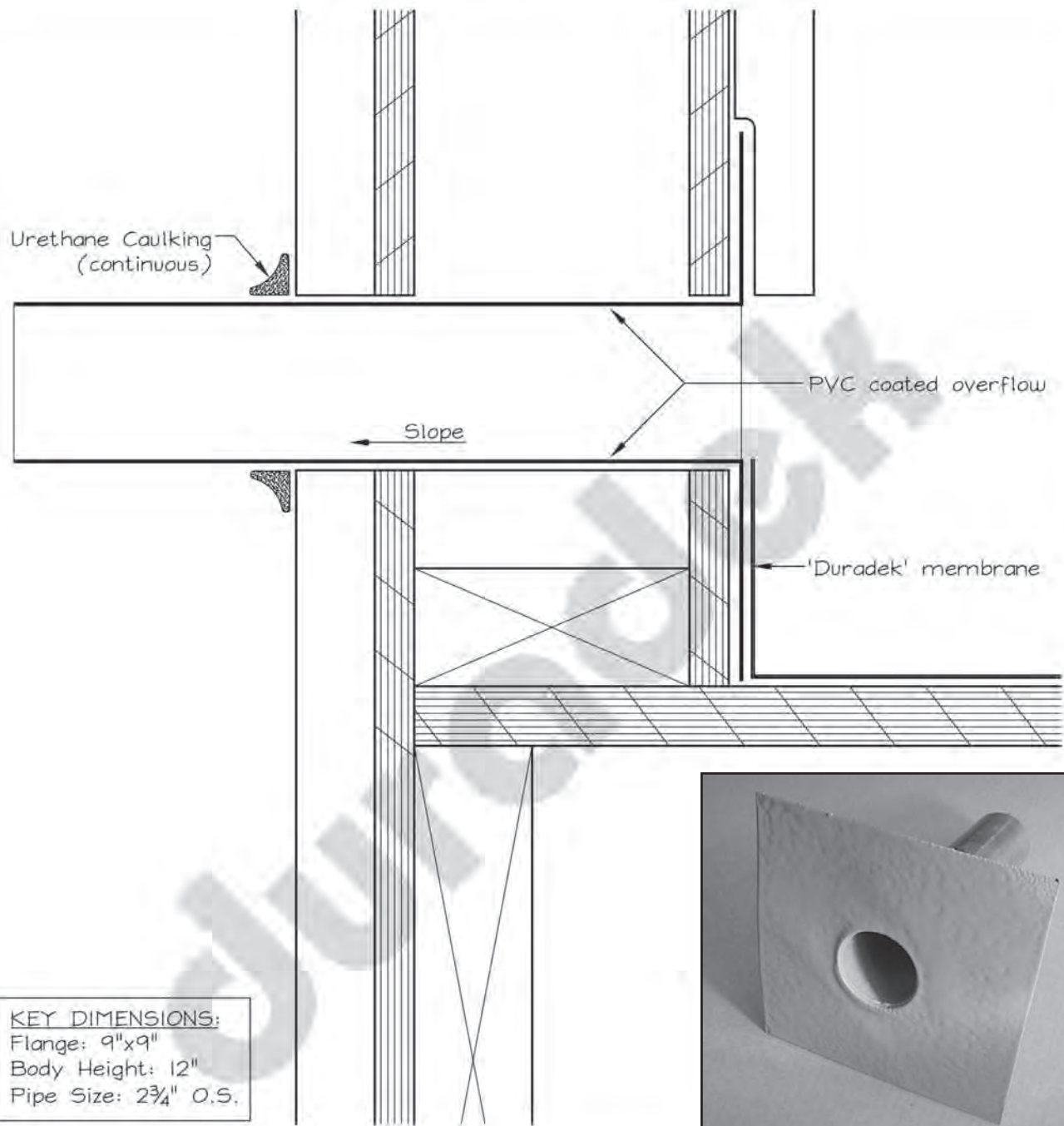
SYSTEM:
ALL ASSEMBLIES

DATE: **31/08/04**
REV. DATE:

DRAWING No.:
DR-03



DRAIN DETAIL- PVC COATED OVERFLOW



NOTE: AS A SUPPLIER OF FINISHED PRODUCT ONLY, DURADEK LTD. DOES NOT ASSUME RESPONSIBILITY FOR ERRORS IN DESIGN, ENGINEERING, OR DIMENSIONS. THE ARCHITECT, ENGINEER, SPECIFIER, CONTRACTOR OR OWNERS' REPRESENTATIVE MUST VERIFY ALL DIMENSIONS, SIZES & SUITABILITY OF DETAILS.

DURADEK LTD.

CANADA
UNITED STATES

Bus: (604) 591-5594
Bus: (816) 421-5830

Fax: (604) 591-3100
Fax: (816) 421-2924

SYSTEM:
ALL ASSEMBLIES

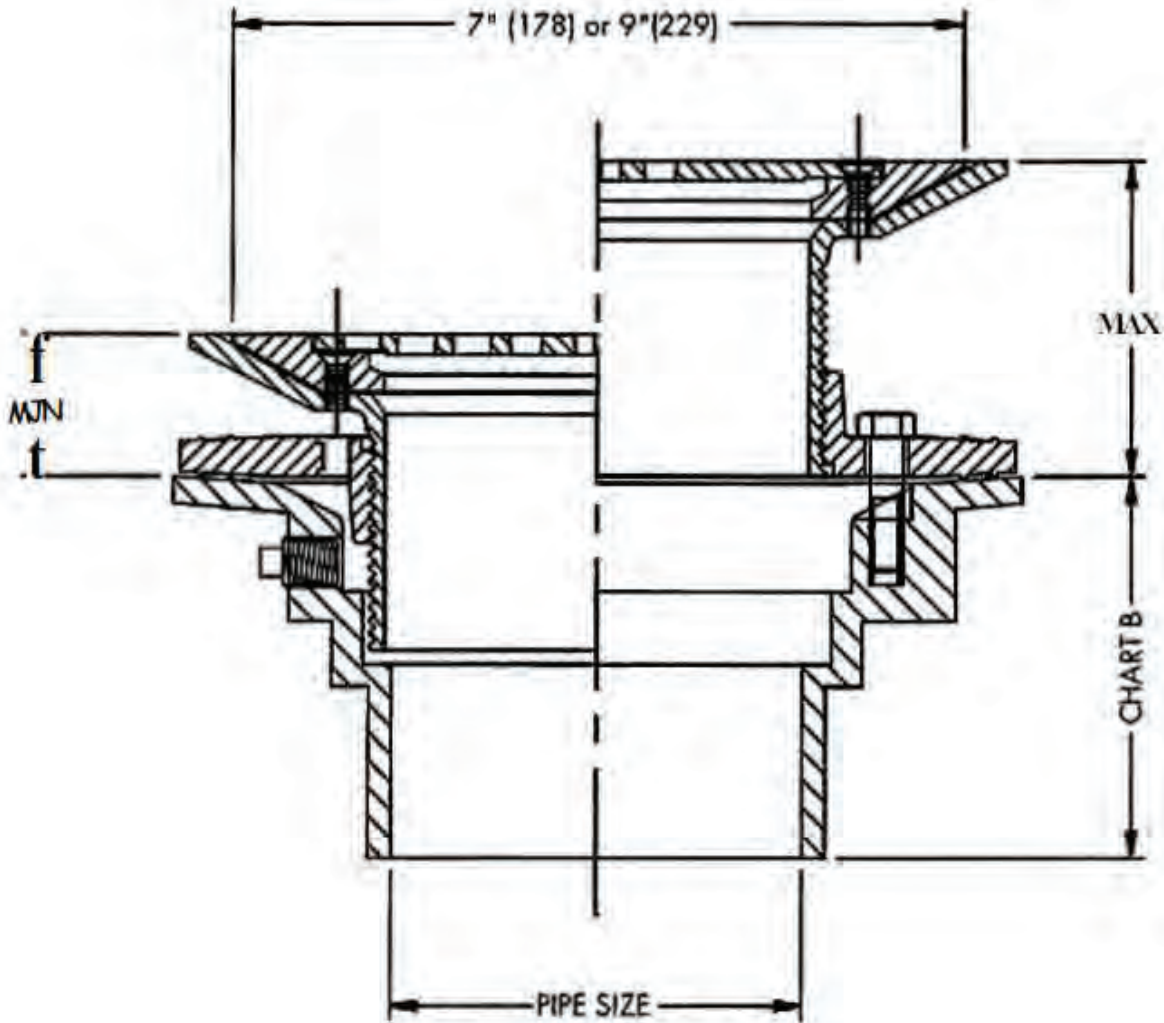
DATE: **31/08/04**
REV. DATE:

DRAWING No.:
DR-04



CONCRETE DRAIN WITH SURFACE MEMBRANE CLAMP

* Not for Tiledek Applications



Note: Membrane clamped and caulked between strainer and body extension.
We recommend the use of Watts FD-100-FC floor drain with surface membrane clamp
for concrete deck applications.

For more information see Techtalk 165, or visit the manufacturer's website:
<http://media3.wattswater.com/ES-WD-FD-100-FC.pdf>

NOTE:

AS A SUPPLIER OF FINISHED PRODUCT ONLY, DURADEK LTD. DOES NOT ASSUME RESPONSIBILITY FOR ERRORS IN DESIGN, ENGINEERING, OR DIMENSIONS. THE ARCHITECT, ENGINEER, SPECIFIER, CONTRACTOR OR OWNERS' REPRESENTATIVE MUST VERIFY ALL DIMENSIONS, SIZES & SUITABILITY OF DETAILS.

DURADEK LTD.

CANADA
UNITED STATES

Bus: (604) 591-5594
Bus: (816) 421-5830

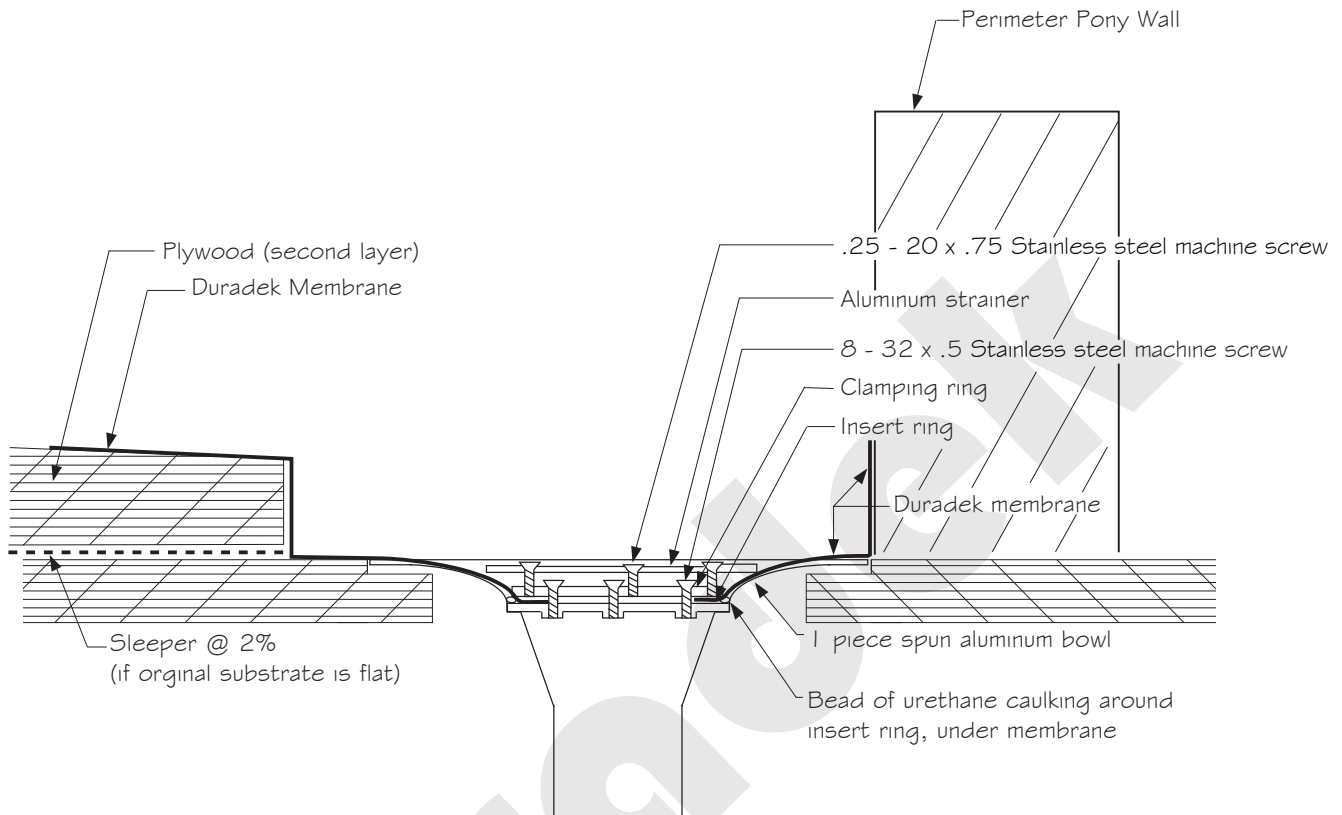
Fax: (604) 591-3100
Fax: (816) 421-2924

SYSTEM:
DURADEK ULTRA

DATE: 17/04/18
REV. DATE:

DRAWING No.:
DR-05

Trough Drain Detail - with Aluminum DD2/DD3 Deck Drain



Installation Notes:

- A second layer of plywood is necessary to create a trough. If the original layer of plywood is sloped appropriately, just adhere second layer directly on top of first layer. If original layer of plywood is flat, apply sloped sleepers and attach second layer of plywood to the sleepers.
- Drain flange to be countersunk into plywood deck approximately 1/8".
- Drain body is attached to plywood with 6 x #8 x 1 1/2" screws (or roofing nails). Countersink screw heads with 3/8" high speed countersink drill bit (nic). File off burrs (on back side) created from drilling process.
- Attach drain body to drain pipe with "M-J" coupling (nic). Coupling available in stepped sizes for attachment to both larger and smaller diameter drain pipes (By others).
- Remove strainer and clamping ring before laying in vinyl.
- Apply bead of urethane caulking at bottom edge of insert ring.
- Install clamping ring with (3) screws supplied. Wipe off excess caulking if necessary.
- Install drain cover with (3) screws supplied.

NOTE:

AS A SUPPLIER OF FINISHED PRODUCT ONLY, DURADEK DOES NOT ASSUME RESPONSIBILITY FOR ERRORS IN DESIGN, ENGINEERING, OR DIMENSIONS. THE ARCHITECT, ENGINEER, SPECIFIER, CONTRACTOR OR OWNERS' REPRESENTATIVE MUST VERIFY ALL DIMENSIONS, SIZES, AND SUITABILITY OF DETAILS, AND ARE IN ACCORDANCE WITH GOVERNING BUILDING CODES.

DURADEK LTD.

CANADA
UNITED STATES

Tel: (604) 591-5594
Tel: (816) 421-5830

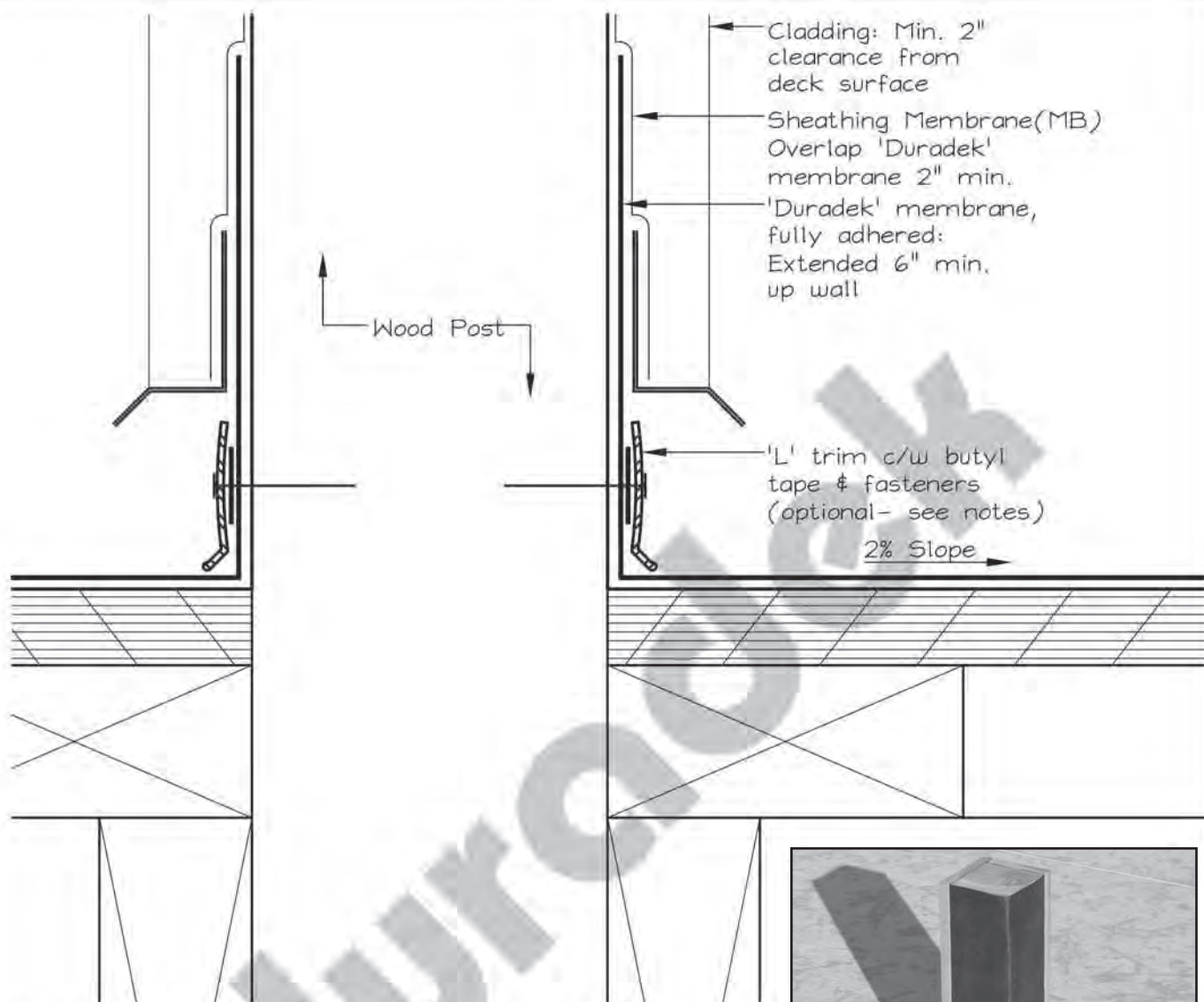
Fax: (604) 591-3100
Fax: (816) 421-2924

SYSTEM:
ALL ASSEMBLIES


DATE: 11/15/21
REV. DATE:

DRAWING No:
DR-06

POST DETAIL



NOTE: 'Duradek' 'L' trim fixation bar not required if: field of membrane adhered with 'Duradek' acrylic latex adhesive, July 25% dry bulb temperature does not exceed 29 deg C (84.2 deg F), maximum basic wind speed does not exceed 80 mph (129 km/h) or maximum basic wind speed (3-second gust) does not exceed 100 mph (161 km/h). See 'Duradek' bulletin for details.



NOTE:

AS A SUPPLIER OF FINISHED PRODUCT ONLY, DURADEK LTD. DOES NOT ASSUME RESPONSIBILITY FOR ERRORS IN DESIGN, ENGINEERING, OR DIMENSIONS. THE ARCHITECT, ENGINEER, SPECIFIER, CONTRACTOR OR OWNERS' REPRESENTATIVE MUST VERIFY ALL DIMENSIONS, SIZES & SUITABILITY OF DETAILS.

DURADEK LTD.

CANADA
UNITED STATES

Bus: (604) 591-5594
Bus: (816) 421-5830

Fax: (604) 591-3100
Fax: (816) 421-2924

SYSTEM:

ALL ASSEMBLIES

DATE:

31/08/04

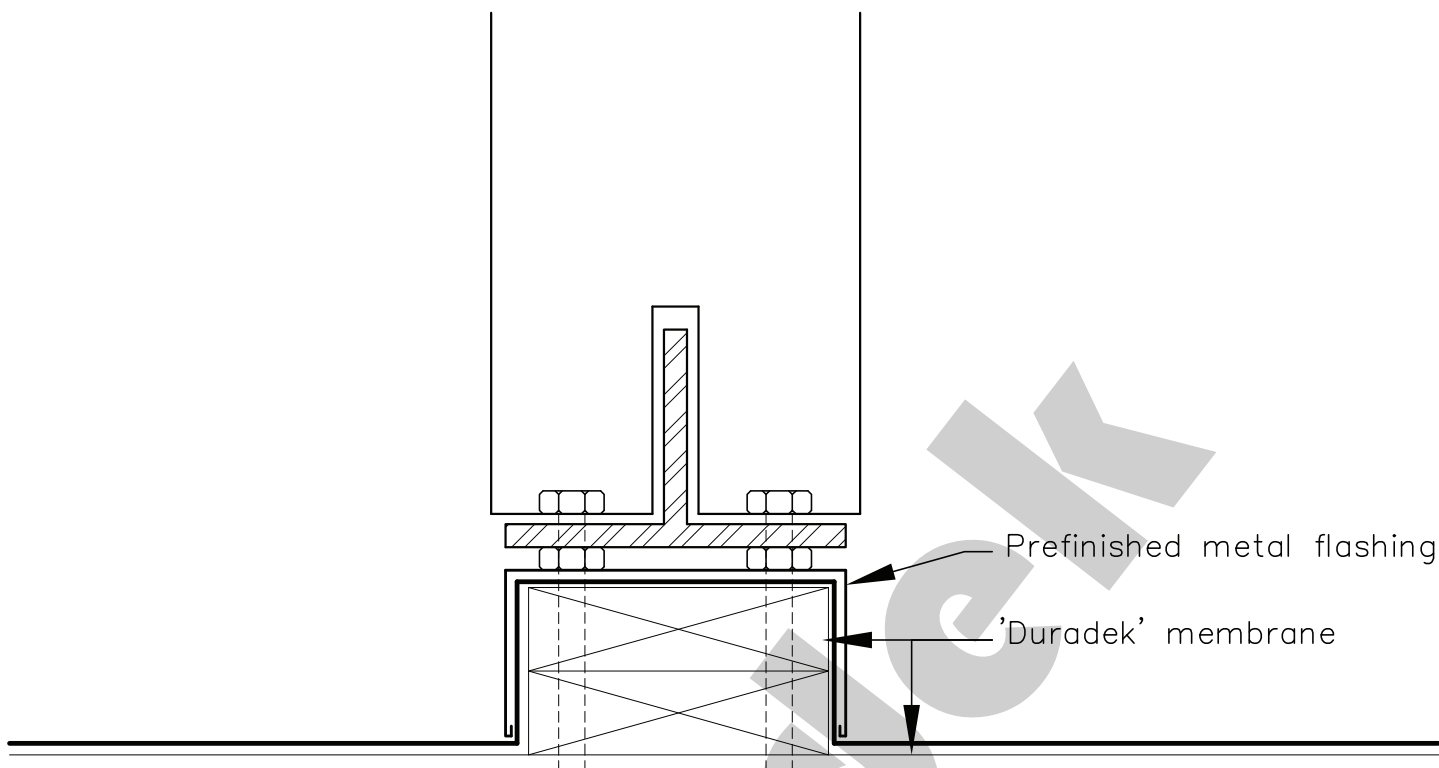
REV. DATE:

DRAWING No.:

P-01



RAISED COLUMN BASE DETAIL



NOTE:

- Provide polyurethane caulking seal at post fastener membrane penetration.
- Height of column base above deck surface as dictated by governing building code.
- Design of post, connectors, base structural support & other related issues. by others



NOTE:

AS A SUPPLIER OF FINISHED PRODUCT ONLY, DURADEK LTD. DOES NOT ASSUME RESPONSIBILITY FOR ERRORS IN DESIGN, ENGINEERING, OR DIMENSIONS. THE ARCHITECT, ENGINEER, SPECIFIER, CONTRACTOR OR OWNERS' REPRESENTATIVE MUST VERIFY ALL DIMENSIONS, SIZES & SUITABILITY OF DETAILS.

DURADEK LTD.

CANADA
UNITED STATES

Bus: (604) 591-5594
Bus: (816) 421-5830

Fax: (604) 591-3100
Fax: (816) 421-2924

SYSTEM:
ALL ASSEMBLIES

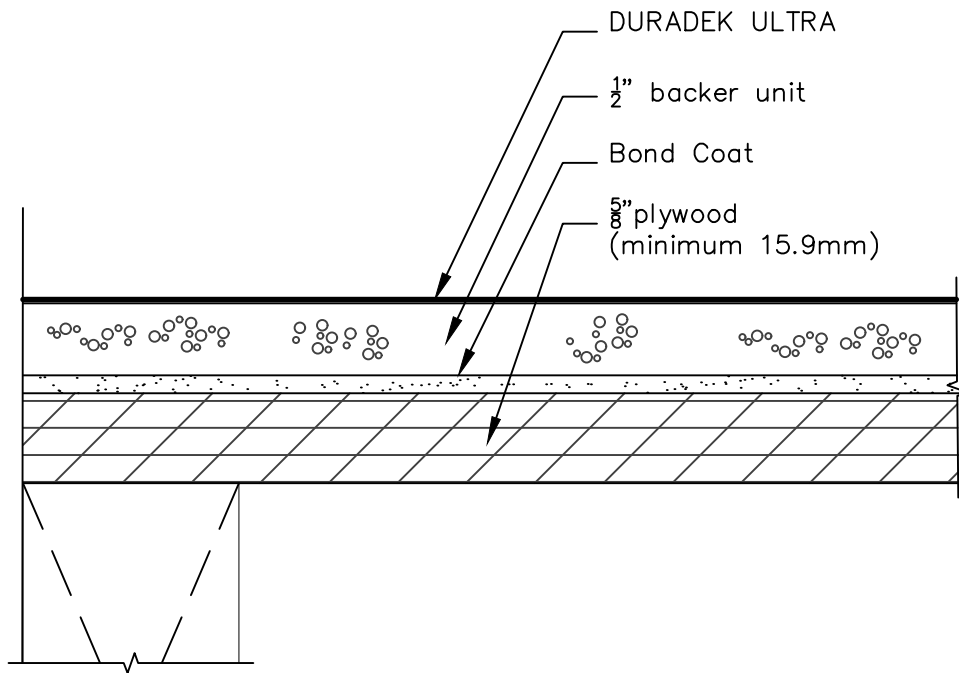
DATE: 22/05/12
REV. DATE:

DRAWING No.:
C-01



ROOF COVERING ASSEMBLY TO ACHIEVE CLASS 'A' FIRE RATING

ASSEMBLY NOTED IN DURADEK FBC TEST REPORT
FL#20069 & TDI EVALUATION REPORT RC-477.



NOTE:

AS A SUPPLIER OF FINISHED PRODUCT ONLY, DURADEK LTD. DOES NOT ASSUME RESPONSIBILITY FOR ERRORS IN DESIGN, ENGINEERING, OR DIMENSIONS. THE ARCHITECT, ENGINEER, SPECIFIER, CONTRACTOR OR OWNERS' REPRESENTATIVE MUST VERIFY ALL DIMENSIONS, SIZES & SUITABILITY OF DETAILS.

DURADEK LTD.

CANADA
UNITED STATES

Bus: (604) 591-5594
Bus: (816) 421-5830

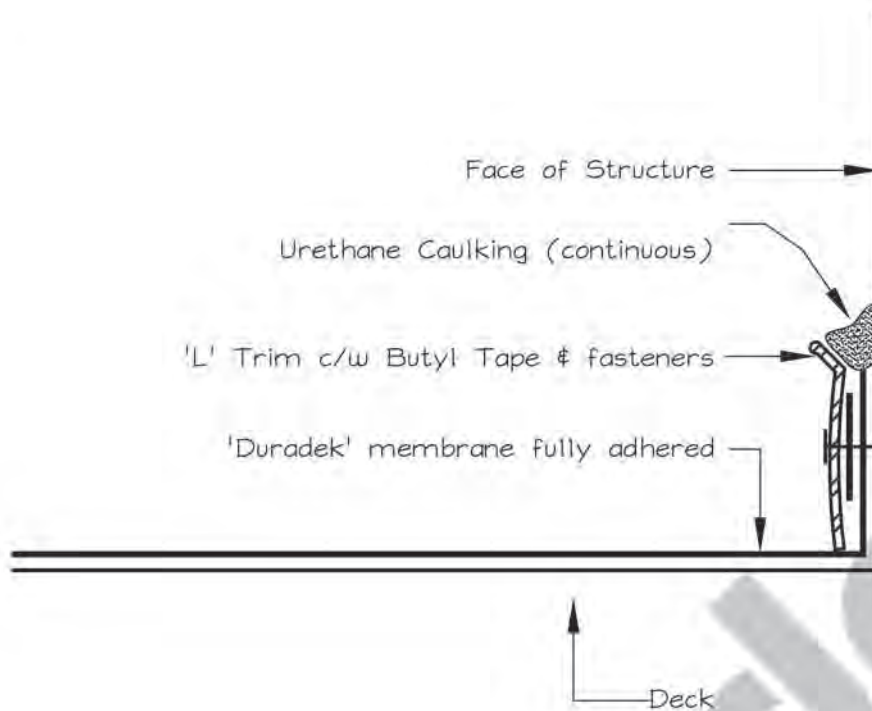
Fax: (604) 591-3100
Fax: (816) 421-2924

SYSTEM:
ALL ASSEMBLIES

DATE: 22/07/16
REV. DATE:


DRAWING No.:
C-'A'

NON- HABITABLE DETAIL- 'L' TRIM FLASHING



NOTE:

For use on surfaces over NON-HABITABLE SPACE ONLY: Duradek designates "Non-habitable space" as an area not over a living area or other areas, which are not governed by the local Building Codes (i.e.: sun decks, patios, etc.). A NON-HABITABLE DETAIL could be considered for applications where the detail does not contribute to water migration into the building envelope and has no consequential damaging effect to the building or deck support structure. Duradek recommends the use of 'ALL ASSEMBLIES' details for all installation of Duradek Waterproofing Membranes. These roofing details are sound and time proven. If the owner or his representative decides to use details designated as "NON-HABITABLE" because of aesthetics, practicality, cost or other project specific considerations, Duradek forgoes all responsibility for use of the detail.



NOTE:

AS A SUPPLIER OF FINISHED PRODUCT ONLY, DURADEK LTD. DOES NOT ASSUME RESPONSIBILITY FOR ERRORS IN DESIGN, ENGINEERING, OR DIMENSIONS. THE ARCHITECT, ENGINEER, SPECIFIER, CONTRACTOR OR OWNERS' REPRESENTATIVE MUST VERIFY ALL DIMENSIONS, SIZES & SUITABILITY OF DETAILS.

DURADEK LTD.

CANADA
UNITED STATES

Bus: (604) 591-5594
Bus: (816) 421-5830

Fax: (604) 591-3100
Fax: (816) 421-2924

SYSTEM:

OVER NON-HABITABLE AREAS

DATE:

31/08/04

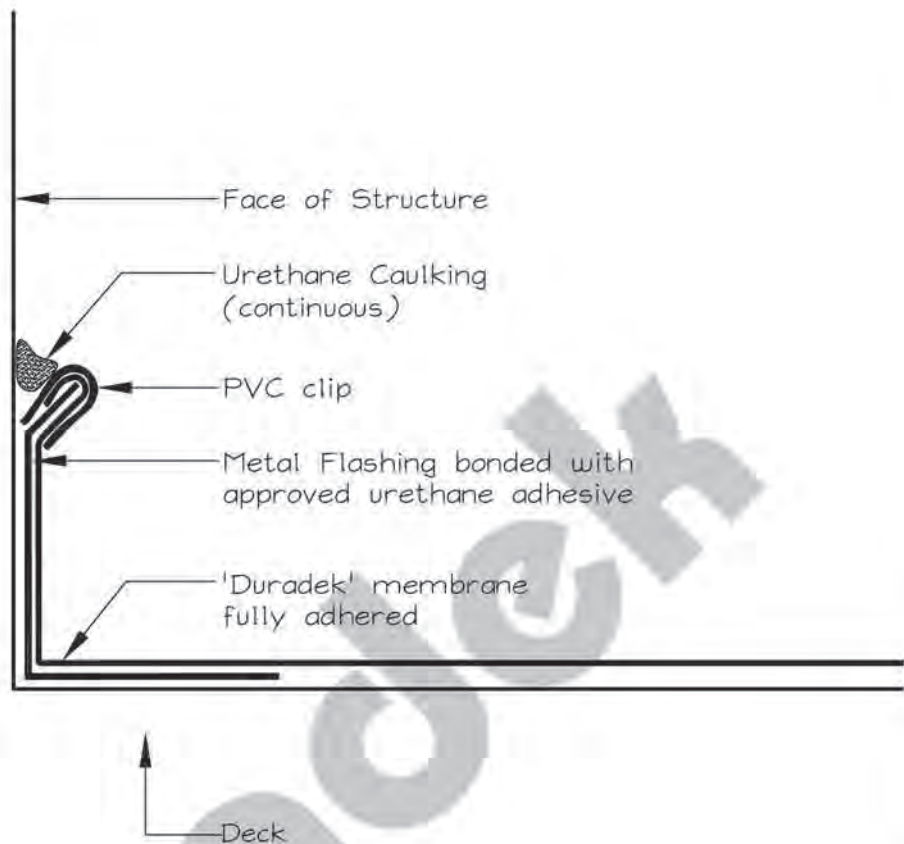
REV. DATE:

DRAWING No.:

NH-01



NON- HABITABLE DETAIL- GUM POCKET FLASHING



NOTE:

For use on surfaces over NON-HABITABLE SPACE ONLY: Duradek designates "Non-habitable space" as an area not over a living area or other areas, which are not governed by the local Building Codes (i.e.: sun decks, patios, etc.). A NON-HABITABLE DETAIL could be considered for applications where the detail does not contribute to water migration into the building envelope and has no consequential damaging effect to the building or deck support structure. Duradek recommends the use of 'ALL ASSEMBLIES' details for all installation of Duradek Waterproofing Membranes. These roofing details are sound and time proven. If the owner or his representative decides to use details designated as "NON-HABITABLE" because of aesthetics, practicality, cost or other project specific considerations, Duradek forgoes all responsibility for use of the detail.

NOTE:

AS A SUPPLIER OF FINISHED PRODUCT ONLY, DURADEK LTD. DOES NOT ASSUME RESPONSIBILITY FOR ERRORS IN DESIGN, ENGINEERING, OR DIMENSIONS. THE ARCHITECT, ENGINEER, SPECIFIER, CONTRACTOR OR OWNERS' REPRESENTATIVE MUST VERIFY ALL DIMENSIONS, SIZES & SUITABILITY OF DETAILS.

DURADEK LTD.

CANADA
UNITED STATES

Bus: (604) 591-5594
Bus: (816) 421-5830

Fax: (604) 591-3100
Fax: (816) 421-2924

SYSTEM:

OVER NON-HABITABLE AREAS

DATE:

31/08/04

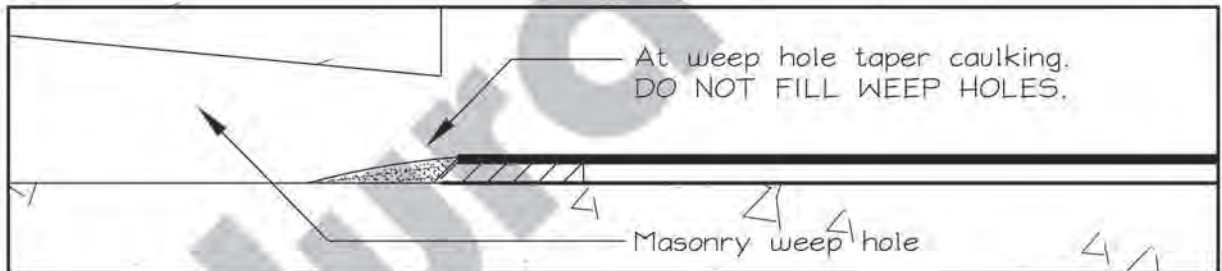
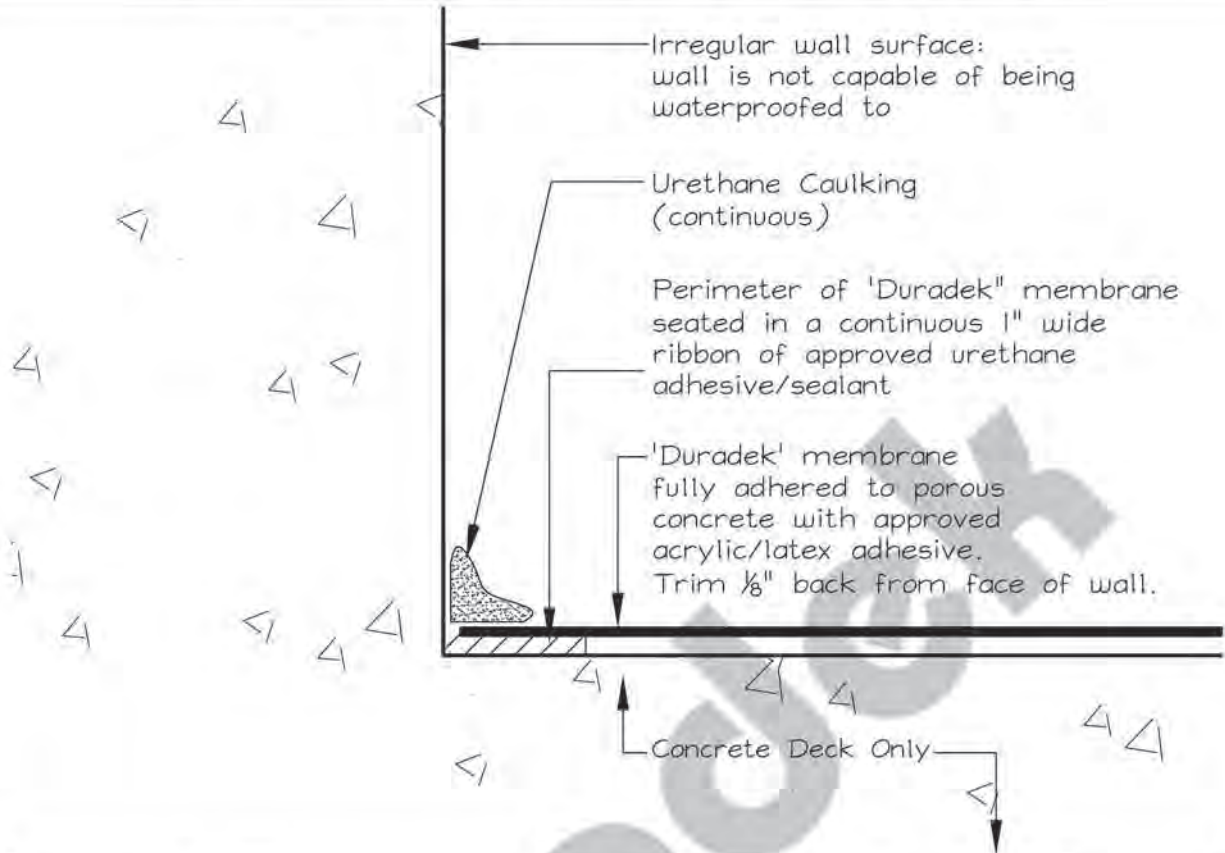
REV. DATE:

DRAWING No.:

NH-02



NON- HABITABLE DETAIL- WALL WATER CUT-OFF



NOTE:

For use on surfaces over NON-HABITABLE SPACE ONLY: Duradek designates "Non-habitable space" as an area not over a living area or other areas, which are not governed by the local Building Codes (i.e.: sun decks, patios, etc.). A NON-HABITABLE DETAIL could be considered for applications where the detail does not contribute to water migration into the building envelope and has no consequential damaging effect to the building or deck support structure. Duradek recommends the use of 'ALL ASSEMBLIES' details for all installation of Duradek Waterproofing Membranes. These roofing details are sound and time proven. If the owner or his representative decides to use details designated as "NON-HABITABLE" because of aesthetics, practicality, cost or other project specific considerations, Duradek forgoes all responsibility for use of the detail.

NOTE:

AS A SUPPLIER OF FINISHED PRODUCT ONLY, DURADEK LTD. DOES NOT ASSUME RESPONSIBILITY FOR ERRORS IN DESIGN, ENGINEERING, OR DIMENSIONS. THE ARCHITECT, ENGINEER, SPECIFIER, CONTRACTOR OR OWNERS' REPRESENTATIVE MUST VERIFY ALL DIMENSIONS, SIZES & SUITABILITY OF DETAILS.

DURADEK LTD.

CANADA
UNITED STATES

Bus: (604) 591-5594
Bus: (816) 421-5830

Fax: (604) 591-3100
Fax: (816) 421-2924

SYSTEM:

OVER NON-HABITABLE AREAS

DATE:

31/08/04

REV. DATE:

DRAWING No.:

NH-03



NON-HABITABLE DETAIL- CONCRETE SLAB WATER CUT-OFF

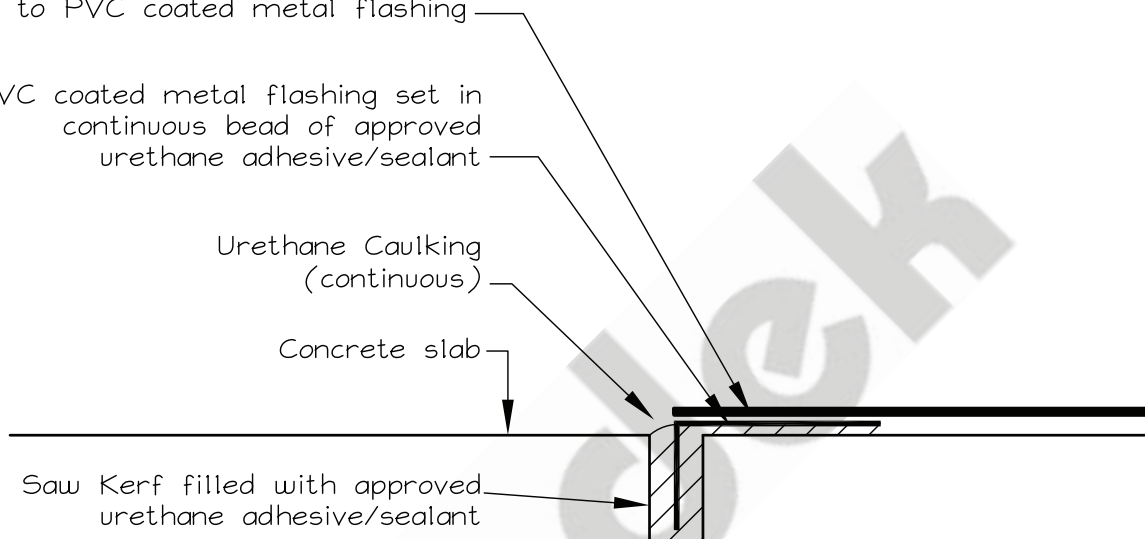
'Duradek' membrane fully adhered
to porous concrete with approved
acrylic/latex adhesive & welded
to PVC coated metal flashing

PVC coated metal flashing set in
continuous bead of approved
urethane adhesive/sealant

Urethane Caulking
(continuous)

Concrete slab

Saw Kerf filled with approved
urethane adhesive/sealant



NOTE:

For use on surfaces over NON-HABITABLE SPACE ONLY: Duradek designates "Non-habitable space" as an area not over a living area or other areas, which are not governed by the local Building Codes (i.e.: sun decks, patios, etc.). A NON-HABITABLE DETAIL could be considered for applications where the detail does not contribute to water migration into the building envelope and has no consequential damaging effect to the building or deck support structure. Duradek recommends the use of 'ALL ASSEMBLIES' details for all installation of Duradek Waterproofing Membranes. These roofing details are sound and time proven. If the owner or his representative decides to use details designated as "NON-HABITABLE" because of aesthetics, practicality, cost or other project specific considerations, Duradek forgoes all responsibility for use of the detail.

NOTE:

AS A SUPPLIER OF FINISHED PRODUCT ONLY, DURADEK LTD. DOES NOT ASSUME RESPONSIBILITY FOR ERRORS IN DESIGN, ENGINEERING, OR DIMENSIONS. THE ARCHITECT, ENGINEER, SPECIFIER, CONTRACTOR OR OWNERS' REPRESENTATIVE MUST VERIFY ALL DIMENSIONS, SIZES & SUITABILITY OF DETAILS.

DURADEK LTD.

CANADA
UNITED STATES

Bus: (604) 591-5594
Bus: (816) 421-5830

Fax: (604) 591-3100
Fax: (816) 421-2924

SYSTEM:

OVER NON-HABITABLE AREAS

DATE:

31/08/04

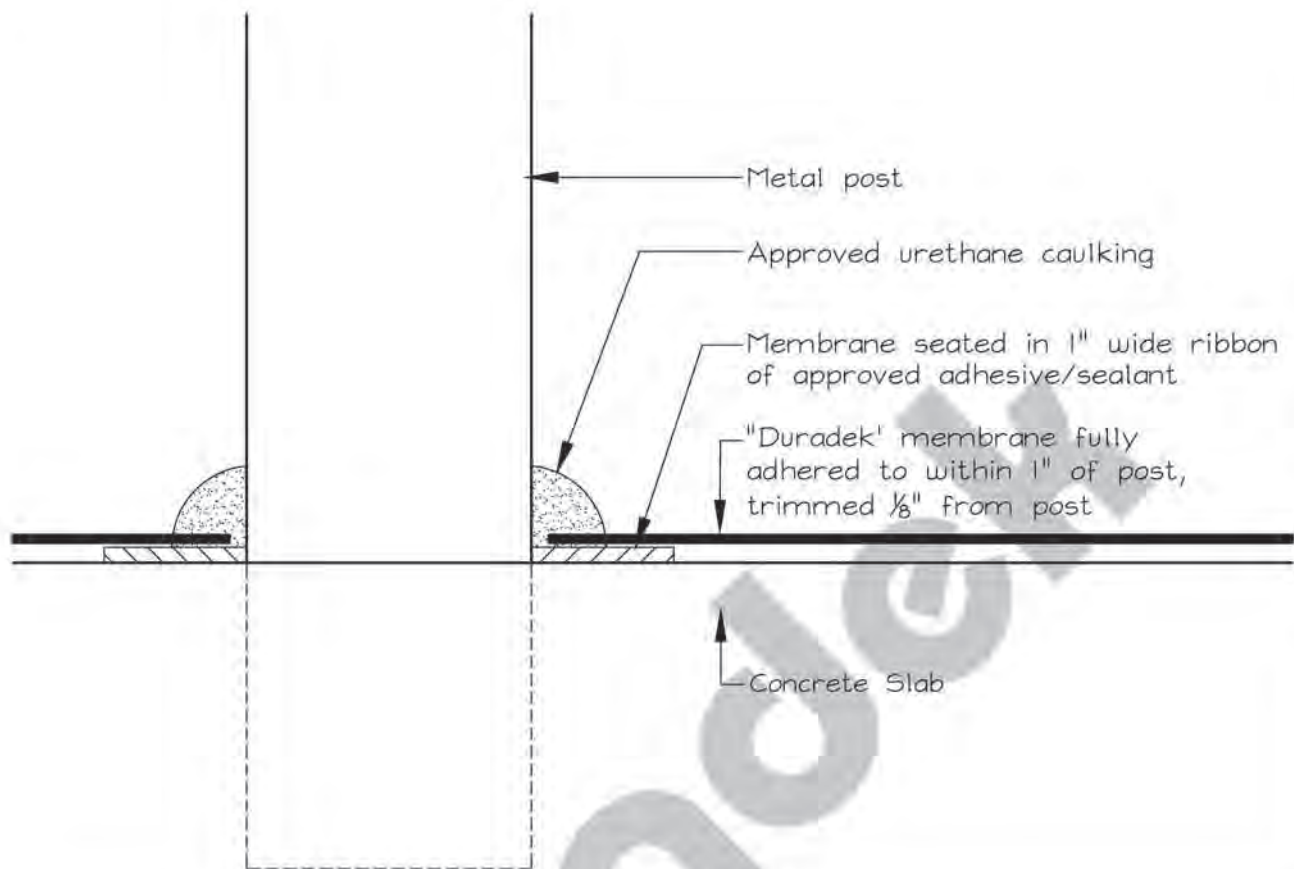
REV. DATE:

DRAWING No.:

NH-04



NON- HABITABLE DETAIL- METAL POST



NOTE:

For use on surfaces over NON-HABITABLE SPACE ONLY: Duradek designates "Non-habitable space" as an area not over a living area or other areas, which are not governed by the local Building Codes (i.e.: sun decks, patios, etc.). A NON-HABITABLE DETAIL could be considered for applications where the detail does not contribute to water migration into the building envelope and has no consequential damaging effect to the building or deck support structure. Duradek recommends the use of 'ALL ASSEMBLIES' details for all installation of Duradek Waterproofing Membranes. These roofing details are sound and time proven. If the owner or his representative decides to use details designated as "NON-HABITABLE" because of aesthetics, practicality, cost or other project specific considerations, Duradek forgoes all responsibility for use of the detail.

NOTE:

AS A SUPPLIER OF FINISHED PRODUCT ONLY, DURADEK LTD. DOES NOT ASSUME RESPONSIBILITY FOR ERRORS IN DESIGN, ENGINEERING, OR DIMENSIONS. THE ARCHITECT, ENGINEER, SPECIFIER, CONTRACTOR OR OWNERS' REPRESENTATIVE MUST VERIFY ALL DIMENSIONS, SIZES & SUITABILITY OF DETAILS.

DURADEK LTD.

CANADA
UNITED STATES

Bus: (604) 591-5594
Bus: (816) 421-5830

Fax: (604) 591-3100
Fax: (816) 421-2924

SYSTEM:

OVER NON-HABITABLE AREAS

DATE:

31/08/04

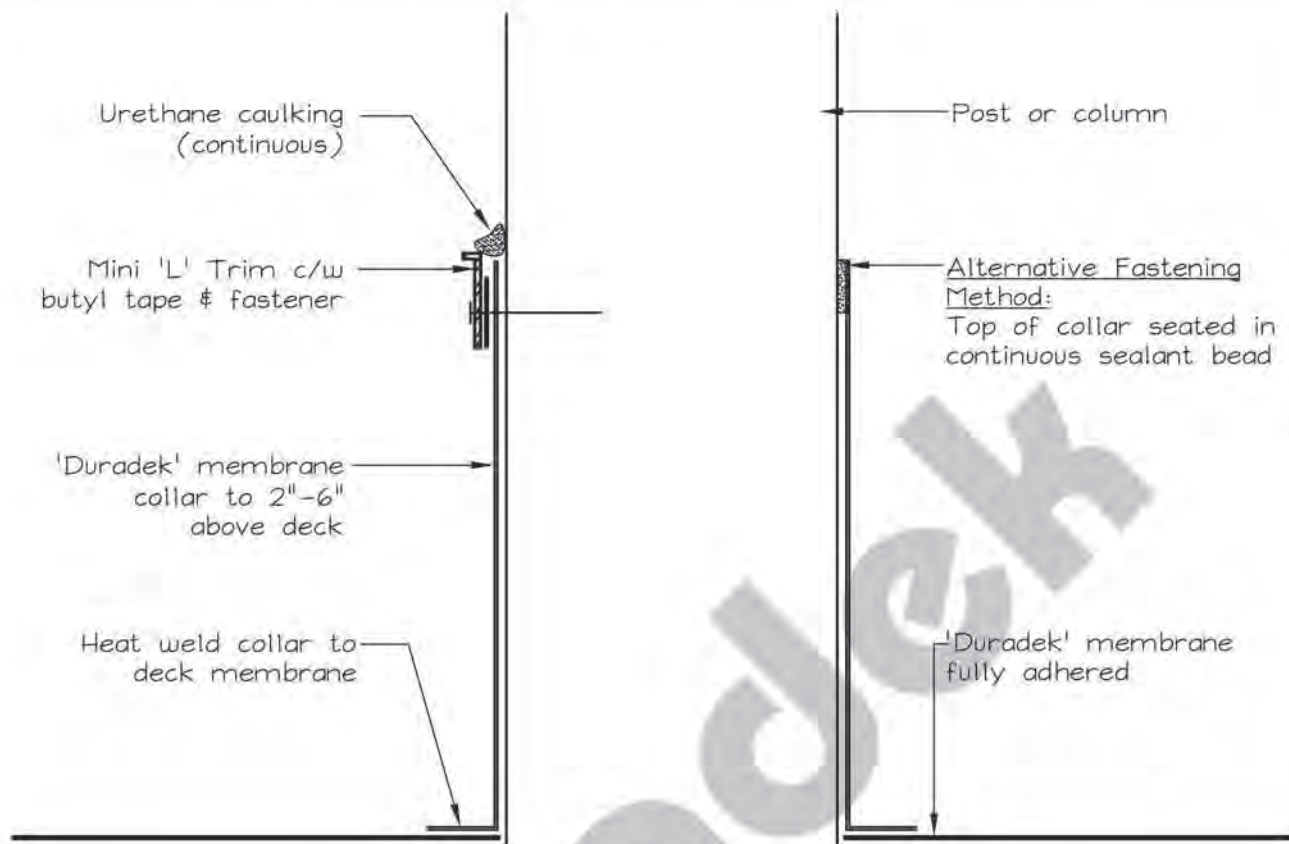
REV. DATE:

DRAWING No.:

NH-05



NON-HABITABLE DETAIL - WOOD OR METAL POST



NOTE:

For use on surfaces over NON-HABITABLE SPACE ONLY: Duradek designates "Non-habitable space" as an area not over a living area or other areas, which are not governed by the local Building Codes (i.e.: sun decks, patios, etc.). A NON-HABITABLE DETAIL could be considered for applications where the detail does not contribute to water migration into the building envelope and has no consequential damaging effect to the building or deck support structure. Duradek recommends the use of 'ALL ASSEMBLIES' details for all installation of Duradek Waterproofing Membranes. These roofing details are sound and time proven. If the owner or his representative decides to use details designated as "NON-HABITABLE" because of aesthetics, practicality, cost or other project specific considerations, Duradek forgoes all responsibility for use of the detail.

NOTE:

AS A SUPPLIER OF FINISHED PRODUCT ONLY, DURADEK LTD. DOES NOT ASSUME RESPONSIBILITY FOR ERRORS IN DESIGN, ENGINEERING, OR DIMENSIONS. THE ARCHITECT, ENGINEER, SPECIFIER, CONTRACTOR OR OWNERS' REPRESENTATIVE MUST VERIFY ALL DIMENSIONS, SIZES & SUITABILITY OF DETAILS.

DURADEK LTD.

CANADA
UNITED STATES

Bus: (604) 591-5594
Bus: (816) 421-5830

Fax: (604) 591-3100
Fax: (816) 421-2924

SYSTEM:

OVER NON-HABITABLE AREAS

DATE:

31/08/04

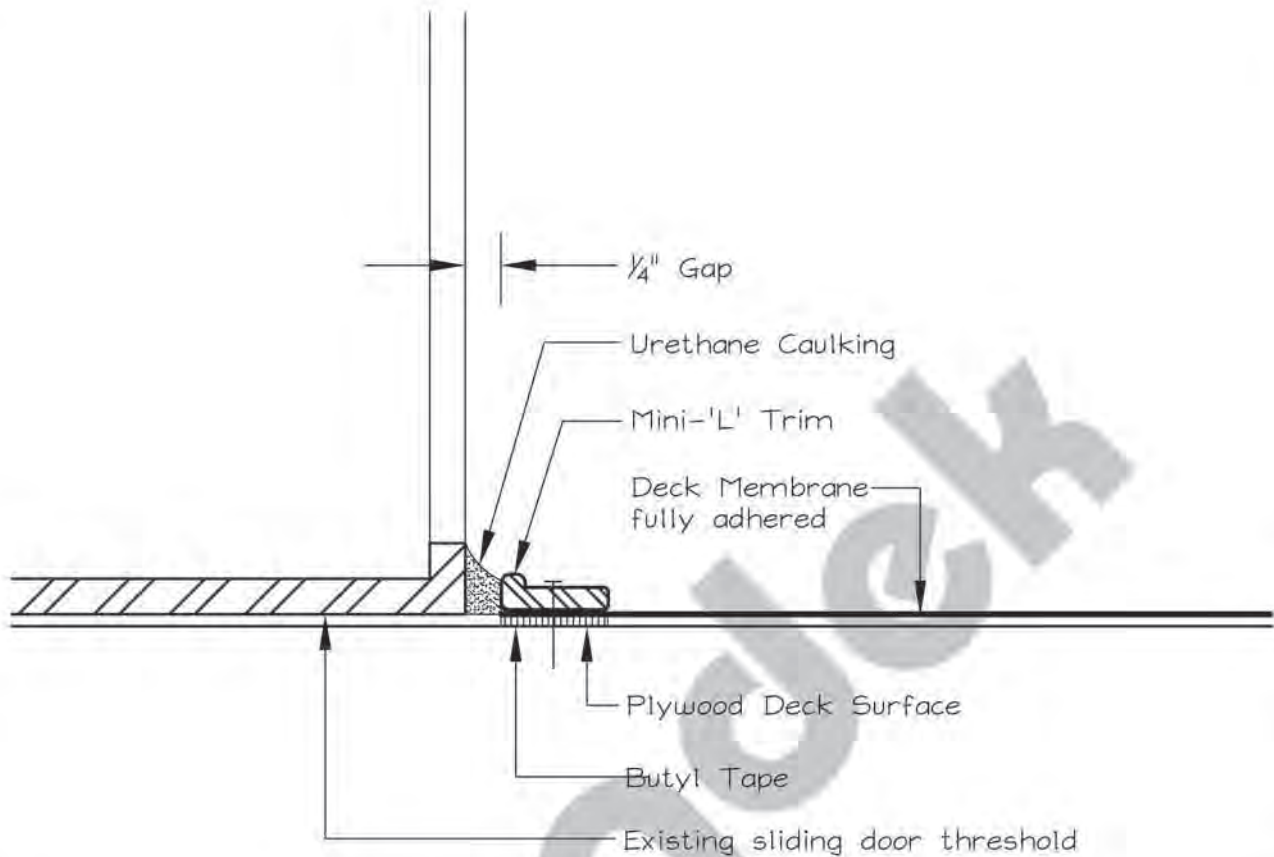
REV. DATE:

DRAWING No.:

NH-06



NON-HABITABLE DETAIL- FLUSH DOOR SILL



NOTE:

For use on surfaces over NON-HABITABLE SPACE ONLY: Duradek designates "Non-habitable space" as an area not over a living area or other areas, which are not governed by the local Building Codes (i.e.: sun decks, patios, etc.). A NON-HABITABLE DETAIL could be considered for applications where the detail does not contribute to water migration into the building envelope and has no consequential damaging effect to the building or deck support structure. Duradek recommends the use of 'ALL ASSEMBLIES' details for all installation of Duradek Waterproofing Membranes. These roofing details are sound and time proven. If the owner or his representative decides to use details designated as "NON-HABITABLE" because of aesthetics, practicality, cost or other project specific considerations, Duradek forgoes all responsibility for use of the detail.

NOTE:

AS A SUPPLIER OF FINISHED PRODUCT ONLY, DURADEK LTD. DOES NOT ASSUME RESPONSIBILITY FOR ERRORS IN DESIGN, ENGINEERING, OR DIMENSIONS. THE ARCHITECT, ENGINEER, SPECIFIER, CONTRACTOR OR OWNERS' REPRESENTATIVE MUST VERIFY ALL DIMENSIONS, SIZES & SUITABILITY OF DETAILS.

DURADEK LTD.

CANADA
UNITED STATES

Bus: (604) 591-5594
Bus: (816) 421-5830

Fax: (604) 591-3100
Fax: (816) 421-2924

SYSTEM:

OVER NON-HABITABLE AREAS

DATE:

31/08/04

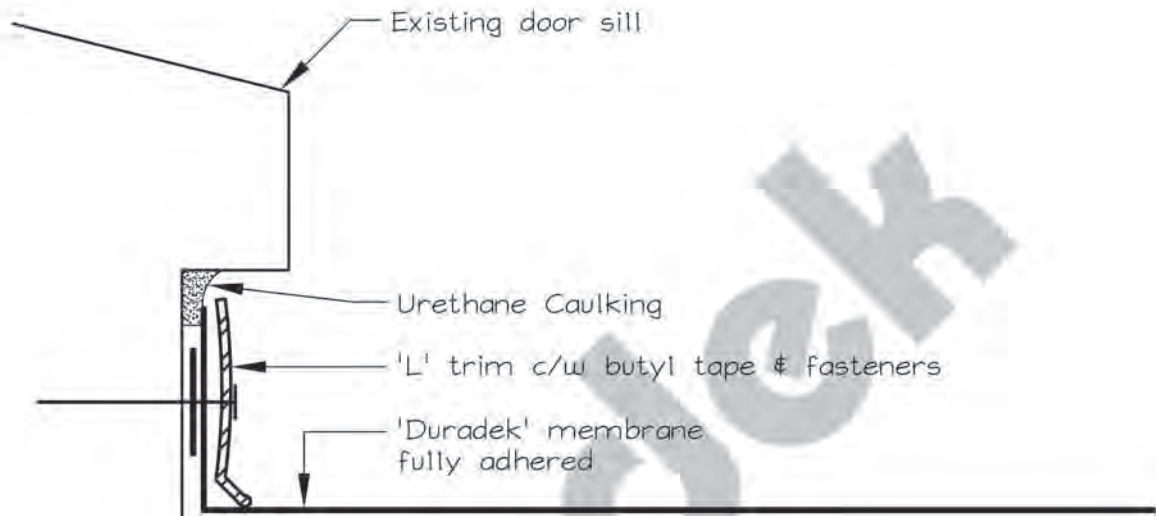
REV. DATE:

DRAWING No.:

NH-07



NON-HABITABLE DETAIL- RAISED DOOR SILL



NOTE:

For use on surfaces over NON-HABITABLE SPACE ONLY: Duradek designates "Non-habitable space" as an area not over a living area or other areas, which are not governed by the local Building Codes (i.e.: sun decks, patios, etc.). A NON-HABITABLE DETAIL could be considered for applications where the detail does not contribute to water migration into the building envelope and has no consequential damaging effect to the building or deck support structure. Duradek recommends the use of 'ALL ASSEMBLIES' details for all installation of Duradek Waterproofing Membranes. These roofing details are sound and time proven. If the owner or his representative decides to use details designated as "NON-HABITABLE" because of aesthetics, practicality, cost or other project specific considerations, Duradek forgoes all responsibility for use of the detail.

NOTE:

AS A SUPPLIER OF FINISHED PRODUCT ONLY, DURADEK LTD. DOES NOT ASSUME RESPONSIBILITY FOR ERRORS IN DESIGN, ENGINEERING, OR DIMENSIONS. THE ARCHITECT, ENGINEER, SPECIFIER, CONTRACTOR OR OWNERS' REPRESENTATIVE MUST VERIFY ALL DIMENSIONS, SIZES & SUITABILITY OF DETAILS.

DURADEK LTD.

CANADA
UNITED STATES

Bus: (604) 591-5594
Bus: (816) 421-5830

Fax: (604) 591-3100
Fax: (816) 421-2924

SYSTEM:

OVER NON-HABITABLE AREAS

DATE:

31/08/04

REV. DATE:

DRAWING No.:

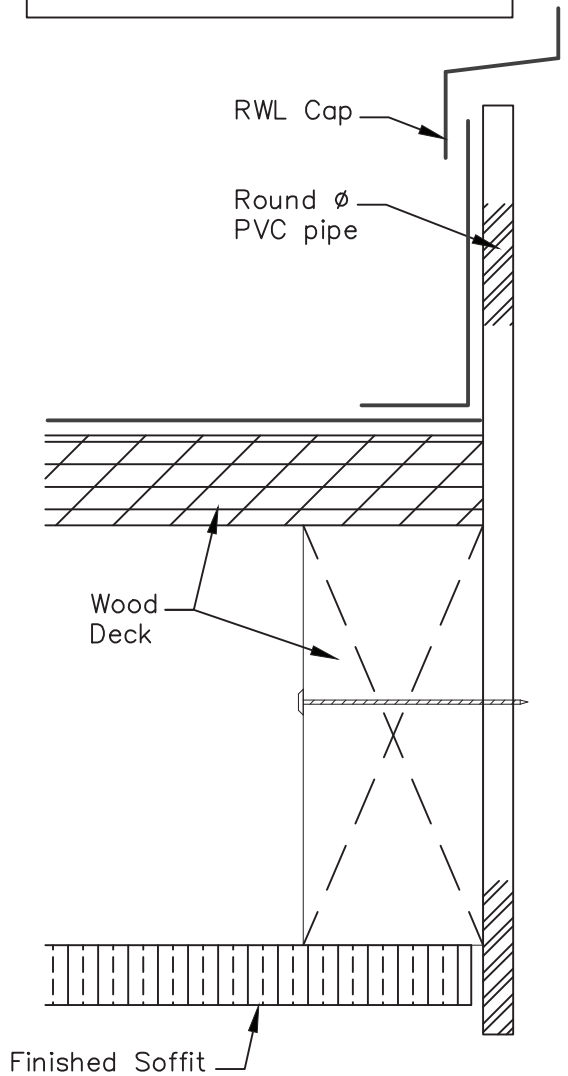
NH-08



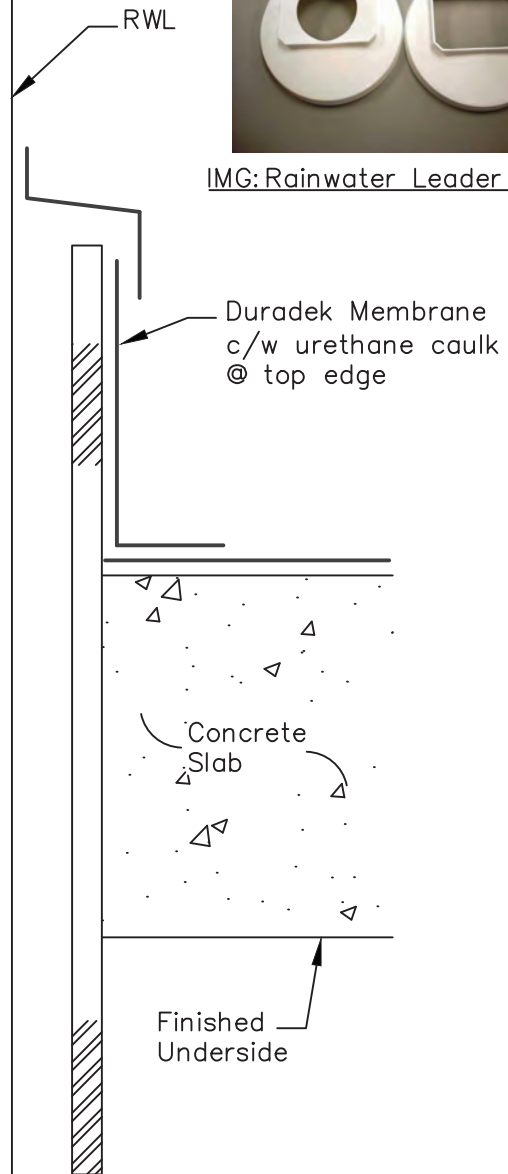
RAINWATER LEADER (RWL) THRU DECK DETAIL

NOTE:

Set RWL far enough off wall to help with contractor installation. 3"– 4" clearance should work from pipe to wall



IMG: Rainwater Leader Caps



NOTE:

AS A SUPPLIER OF FINISHED PRODUCT ONLY, DURADEK LTD. DOES NOT ASSUME RESPONSIBILITY FOR ERRORS IN DESIGN, ENGINEERING, OR DIMENSIONS. THE ARCHITECT, ENGINEER, SPECIFIER, CONTRACTOR OR OWNERS' REPRESENTATIVE MUST VERIFY ALL DIMENSIONS, SIZES & SUITABILITY OF DETAILS.

FOR USE ON SURFACES OVER NON-HABITABLE SPACE ONLY: DURADEK DESIGNATES NON-HABITABLE SPACE" AS AN AREA NOT OVER A LIVING AREA OR OTHER AREAS, WHICH ARE NOT GOVERNED BY THE LOCAL BUILDING CODES (I.E.: SUN DECKS, PATIOS, ETC.).

DURADEK LTD.

CANADA
UNITED STATES

Bus: (604) 591-5594
Bus: (816) 421-5830

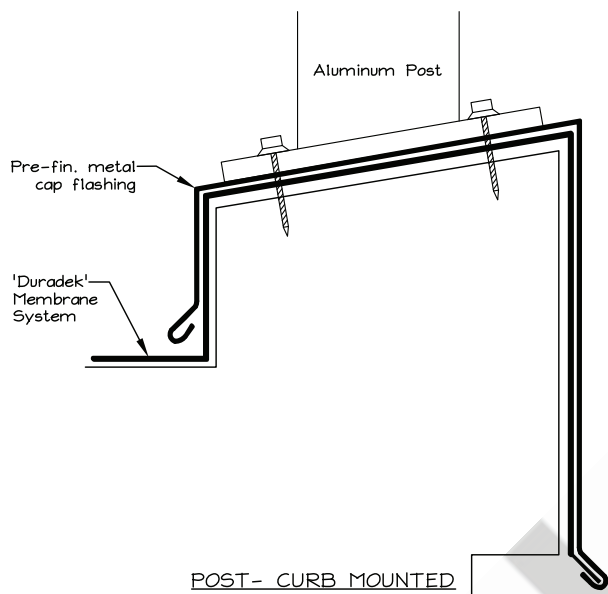
Fax: (604) 591-3100
Fax: (816) 421-2924

SYSTEM:
OVER NON-HABITABLE AREAS

DATE: 08/06/16
REV. DATE:

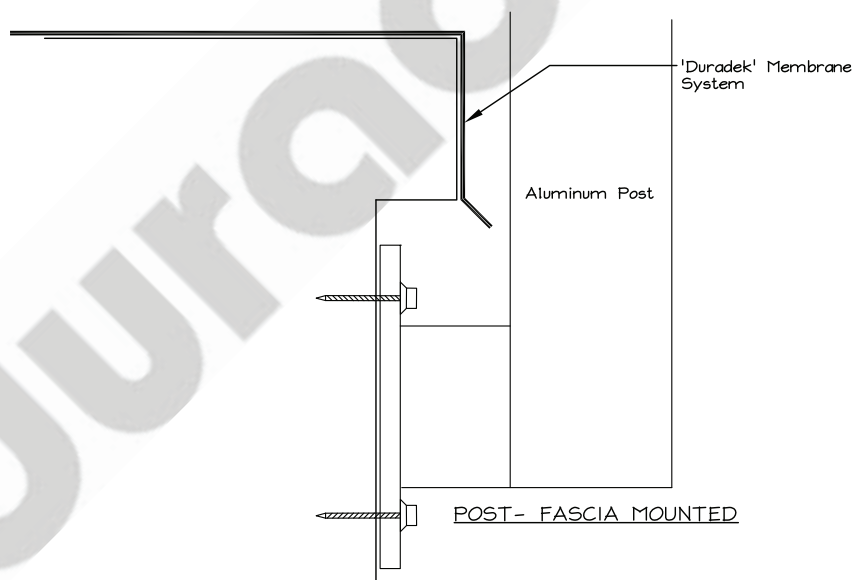
DRAWING No.:
NH-09

ALUMINUM RAILING MOUNTING CONNECTIONS



GENERAL NOTES:

- When fastening through 'Duradek' membrane drill pilot hole & fill with approved polyurethane caulk.
- Fasten railing to solid wood blocking.
- Follow railing manufacturers installation instructions.



NOTE:

AS A SUPPLIER OF FINISHED PRODUCT ONLY, DURADEK LTD. DOES NOT ASSUME RESPONSIBILITY FOR ERRORS IN DESIGN, ENGINEERING, OR DIMENSIONS. THE ARCHITECT, ENGINEER, SPECIFIER, CONTRACTOR OR OWNERS' REPRESENTATIVE MUST VERIFY ALL DIMENSIONS, SIZES & SUITABILITY OF DETAILS.

DURADEK LTD.

CANADA
UNITED STATES

Bus: (604) 591-5594
Bus: (816) 421-5830

Fax: (604) 591-3100
Fax: (816) 421-2924

SYSTEM:

ALL ASSEMBLIES

DATE:

31/08/04

DRAWING No.:

REV. DATE:

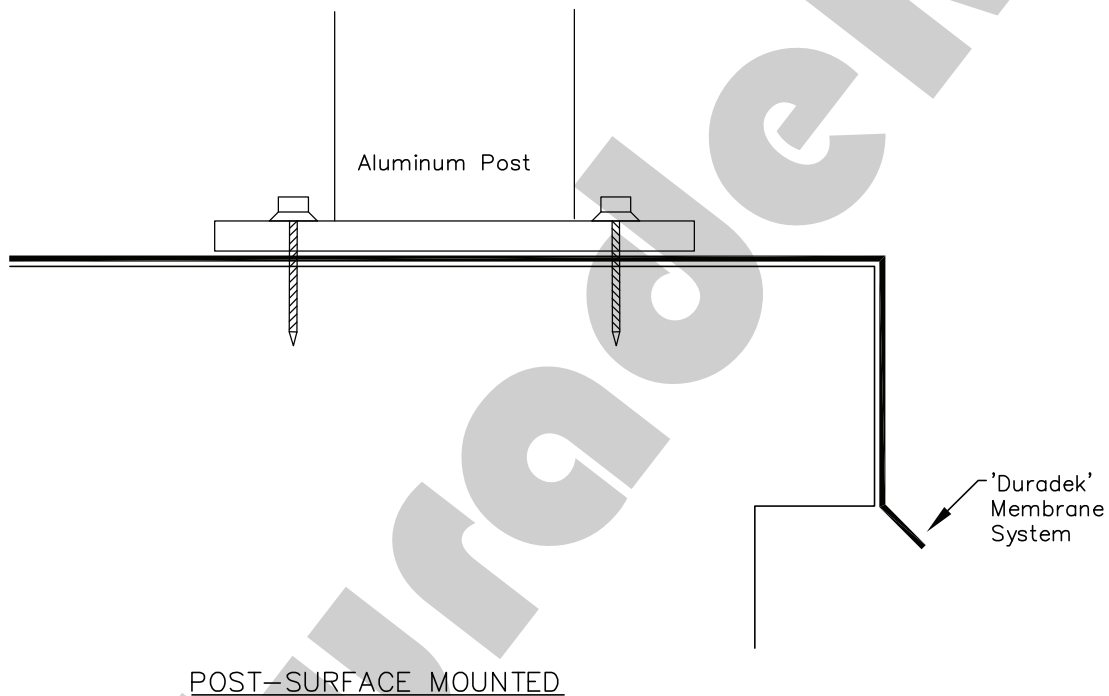
29/09/07

R-01

ALUMINUM RAILING MOUNTING CONNECTIONS

GENERAL NOTES:

- When fastening through 'Duradek' membrane drill pilot hole & fill with approved polyurethane caulk.
- Fasten railing to solid wood blocking.
- Follow railing manufacturers installation instructions.



NOTE:

AS A SUPPLIER OF FINISHED PRODUCT ONLY, DURADEK LTD. DOES NOT ASSUME RESPONSIBILITY FOR ERRORS IN DESIGN, ENGINEERING, OR DIMENSIONS. THE ARCHITECT, ENGINEER, SPECIFIER, CONTRACTOR OR OWNERS' REPRESENTATIVE MUST VERIFY ALL DIMENSIONS, SIZES & SUITABILITY OF DETAILS.

DURADEK LTD.

CANADA
UNITED STATES

Bus: (604) 591-5594
Bus: (816) 421-5830

Fax: (604) 591-3100
Fax: (816) 421-2924

SYSTEM:
ALL ASSEMBLIES

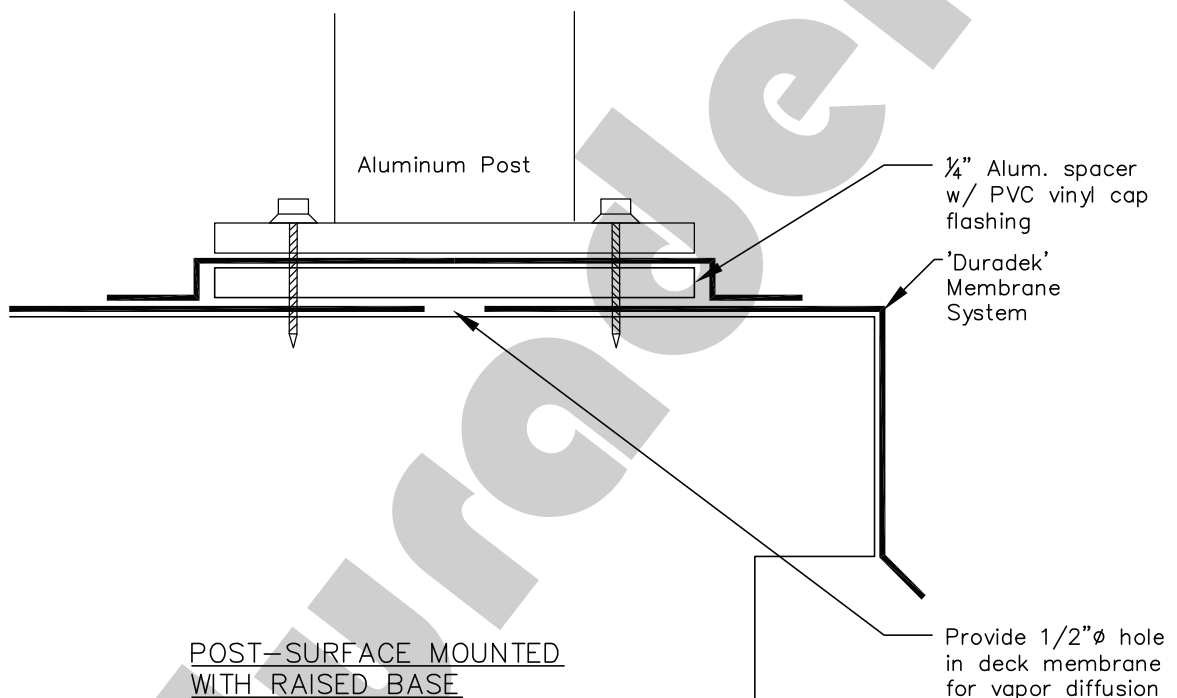
DATE: **31/08/04**
REV. DATE: **06/06/16**

DRAWING No.:
R-02

ALUMINUM RAILING MOUNTING CONNECTIONS

GENERAL NOTES:

- When fastening through 'Duradek' membrane drill pilot hole & fill with approved polyurethane caulk.
- Fasten railing to solid wood blocking.
- Follow railing manufacturers installation instructions.



POST-SURFACE MOUNTED
WITH RAISED BASE

NOTE:

AS A SUPPLIER OF FINISHED PRODUCT ONLY, DURADEK LTD. DOES NOT ASSUME RESPONSIBILITY FOR ERRORS IN DESIGN, ENGINEERING, OR DIMENSIONS. THE ARCHITECT, ENGINEER, SPECIFIER, CONTRACTOR OR OWNERS' REPRESENTATIVE MUST VERIFY ALL DIMENSIONS, SIZES & SUITABILITY OF DETAILS.

DURADEK LTD.

CANADA
UNITED STATES

Bus: (604) 591-5594
Bus: (816) 421-5830

Fax: (604) 591-3100
Fax: (816) 421-2924

SYSTEM:
ALL ASSEMBLIES

DATE: 31/08/04
REV. DATE: 06/06/16

DRAWING No.:
R-03